



GIG
CYMRU
NHS
WALES

Cyd-bwyllgor
Comisiynu
Joint Commissioning
Committee

NHS Wales Joint Commissioning Committee (JCC)

Financial Position Report

Financial Year

2025/26



Financial Month

10



Author: Assistant Director of Finance - Sandy Tallon

Executive Lead: Director of Finance & Information - Stacey Taylor

Date Produced: 9th February 2026



Report Contents

Area	Page Number(s)
Background/Introduction	3
Finance Summary - by service	4
Finance Summary - by provider	5
Welsh Provider Overview	6
Other Provider Areas Overview	7
Savings	8
Risks/Opportunities	9
Commissioner Overview	10
Income/PSPP/Actions Notes	11
Confirmation of Report	12
Glossary	13
Finance Summary - by Commissioning team (internal only)	App A
Position Summaries by Health Board	App B



Annual Budget £'000	Budget to date £'000	Spend to date £'000	Variance to date £'000	Forecast Outturn £'000	Forecast Variance £'000
£1,233,204	£1,027,670	£1,033,181	£5,511	£1,240,134	£6,930

The reported position is based on the following:

The overall year-to-date JCC position at month 10 is an overspend of £5.5m, with a forecast year end overspend to £6.9m (unmoved from last month). At the session of the Joint Committee in December, members received a paper for consideration with options, including mitigating actions to manage the financial position for 2025/26 downwards. Following this approval, reducing activity with some NHS England providers has been set in motion.

The financial position is reported against the 2025/26 baselines following approval of the Foundation Plan 2025/26 by the Joint Commissioning Committee on the 18th March 2025. The remit of the JCC is to deliver a plan for health boards within an overall financially balanced position. However, the composite individual positions are important and are dealt with in this financial report, together with consideration of corrective actions as the need arises.

- NHS Wales Providers – based on month 8 data received from providers.
- NHS England Providers – based on month 8 data received from providers.
- Mental Health & IPC – live patient data on agreed placements as at the end of the month, plus funding approvals and purchased block bed capacity.

Risks to the position (see page 8 for further detail):

A number of risks were identified in the Foundation Plan for 2025/26, in addition to a number of service areas that reported notable overspends in 2024/25. As detailed within the plan for 2025/26, the agreed plan of 4% did not fully address all service or cost pressures, and some risks have required further mitigation and management within the period. All High/Medium risks have been fully reported within the current financial forecast position, with the following risks being classified as Low:

- NICE growth - **residual risk remains for the final quarter of 2025/26 of £0.375m.**
- SBUHB/Caswell refund - **difference in negotiations of £0.725m.**
- Winter pressures have started to materialise and costs to date are within the reported position. The remaining risk has therefore been reduced to **£1.2m based on the previous years' trajectory.**

Members of the JCC have been in discussion since June 2025 in relation to the reduction of Risk. Papers have been discussed at JCC and other meetings, resulting in actions to mitigate the initial £20m Plan risk down to the current £2.3m.

Reporting Forums

This Finance Report is sent monthly to Welsh Government, and is an agenda item for the bi-monthly JCC meetings, CCLG (Collaborative Commissioning Leadership Group) and PPF (Planning, Performance & Finance) meetings, and the monthly Finance Working Group meetings. In addition, the financial position is discussed at various other meetings with Health Boards, service providers and internally.

Sub-total	Top over spends	Top under spends	Total
Cardiology - TAVI	£2,024		£2,024
Cardiff - TAVI	£1,000		£1,000
SBU - TAVI	£1,024		£1,024
Paeds ICU/Neonatal ICU	£3,093		£3,093
Cardiff - NICU	£156		£156
Cardiff - PICU	£892		£892
SBU - NICU	£450		£450
UH Bristol - PICU/NICU	£1,595		£1,595
Other	£10,197	(£3,895)	£6,302
Cardiff - Clinical Immunology	£1,000		£1,000
Cardiff - Haemophilia	£1,635		£1,635
Eating Disorder		(£615)	(£615)
Gender	£927		£927
HPN	£1,687		£1,687
IPC - Enzyme Replacement	£912		£912
IPC General (including IPFR)	£3,213		£3,213
MH - Adult Medium Secure		(£769)	(£769)
MH - AMS DTOC recharges		(£1,013)	(£1,013)
NHSE - Liverpool Heart & Chest		(£2,979)	(£2,979)
Other		£470	£470
Swansea Bay - Renal		£1,011	£1,011
UH Bristol - Paeds Cardiac	£823		£823
Savings / Prior Commitments / Reserves	£7,013	(£11,501)	(£4,488)
CIAG & prior commitments		(£6,428)	(£6,428)
Prior Year releases		(£1,250)	(£1,250)
Reserves		(£3,823)	(£3,823)
Savings	£7,013		£7,013
Total	£22,327	(£15,396)	£6,931

The overall year-to-date position at month 10 is an **overspend of £5.5m**, with a forecast **year end overspend of £6.9m**. This is mainly driven by pressures within Welsh providers, NHS England, and IPC (Individual Patient Commissioning).

Cardiology - TAVI (Transaortic Valve Implants) - £2m forecast overspend:

TAVI devices continue to perform above contracted levels, with both NHS Wales providers forecasting overspends (Cardiff 211 against 203 baseline to date, plus high device costs, Swansea 226 against 188 baseline), although activity has slowed down through Liverpool.

Paediatric ICU / Neonatal ICU - £3m forecast overspend:

Pressures have been experienced across NHS Wales and NHS England providers. NICU activity in CVUHB has reduced from early months to around the same activity in 2024/25, with a £0.2m forecast overspend, with SBUHB reporting 1,308 NICU cot days to M9, versus 1,097 in the same period in 2024/25, driving a £0.5m forecast overspend. Additionally, there was CVUHB PICU activity of 1,694 bed-days to Month 9 versus 1,331 in the same period in 2024/25, driving a £0.9m forecast overspend. University Hospitals of Bristol & Weston have also seen higher than usual activity per patient, due to a number of high cost patients, with the total length of stay at 1,101 bed-days in PICU, and 230 in NICU up to M9, compared with 531 and 65 to the same period in 2024/25. This is in addition to increased Non elective Paediatric Cardiac activity.

Other - £6.3m forecast overspend:

The other areas with significant forecast variances include:

- Haemophilia Blood Products - increased blood product costs, particularly Veyvondi, Idelvion and Hemlibra.
- Clinical Immunology - YTD spend currently in line with baseline but cost increases are anticipated in later months.
- IPC - HPN home delivered drugs forecast overspend of £1.7m, due to increased costs from Procured contracts in 2024. More providers are now coming online, and switching to the most cost-effective providers may reduce costs.
- IPC - general overspend across various commissioning team areas totalling a forecast overspend of £3.2m
- NHSEngland - increased Non-elective tariff costs of 15%, versus the general (fully funded) 25/26 increase of 2.83%.

Savings & Prior Year Commitments / Reserves - (£4.5m underspend):

Total **savings schemes** of £11.4m were proposed to be delivered in 2025/26, including £8.9m to mitigate non-Welsh SLA pressures carrying forward from 2024/25. Forecast Savings delivery at Month 10 totals a recurrent £4.4m against Plan. Further non-recurrent mitigations have been identified with the JCC in-year, with a forecast delivery of £10.2m at month 10, and an additional £1.25m for one-off balance sheet releases. Ongoing work continues at pace in relation to the management of flows into English providers.

JCC Finance Summary - by provider/riskshare

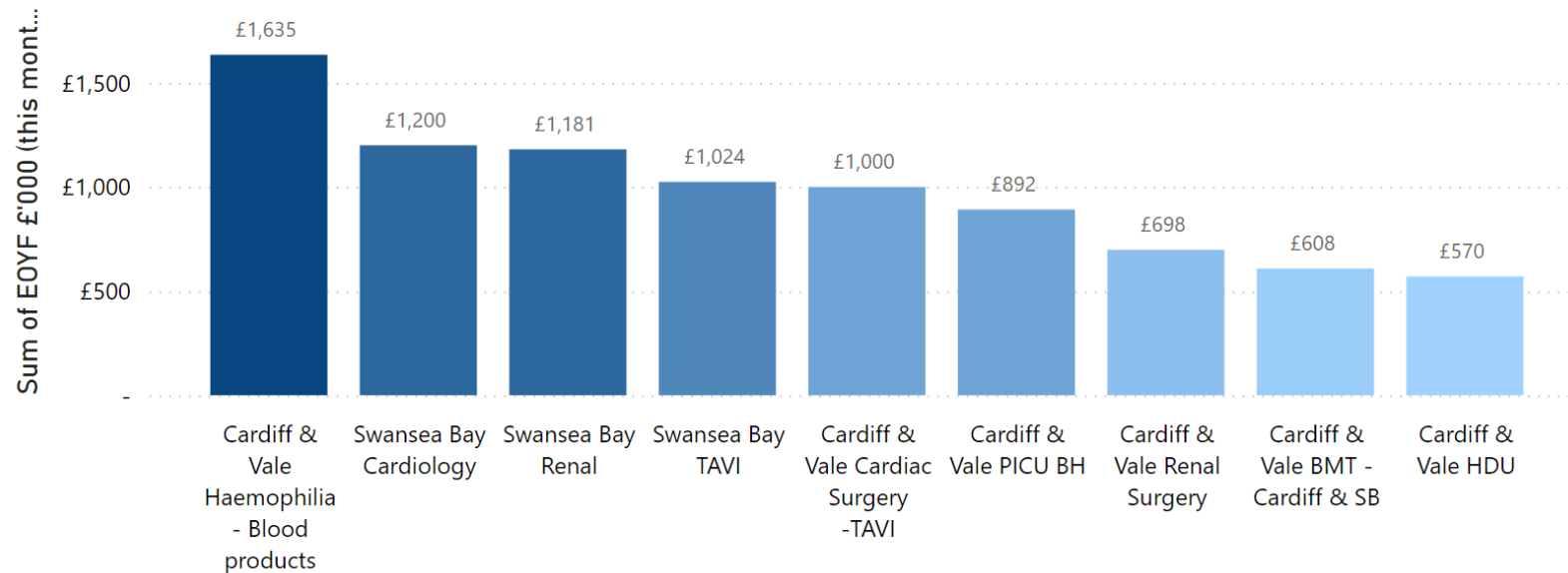
Area	Annual Budget £'000	Budget to date £'000	Spend to date £'000	Variance to date £'000	Forecast Outturn £'000	Forecast Variance £'000
<input type="checkbox"/> NHS Wales	£917,916	£764,930	£769,510	£4,580	£922,964	£5,048
Cardiff & Vale	£345,870	£288,225	£289,781	£1,556	£349,233	£3,363
WAST	£291,264	£242,720	£242,720	-	£291,264	-
Swansea Bay	£155,134	£129,279	£132,448	£3,169	£156,999	£1,865
Betsi Cadwaladr	£54,740	£45,617	£45,700	£84	£54,840	£101
Velindre	£40,877	£34,064	£34,274	£210	£41,032	£155
Aneurin Bevan	£13,978	£11,648	£11,310	(£339)	£13,663	(£315)
Cwm Taf Morgannwg	£13,704	£11,420	£11,320	(£100)	£13,584	(£120)
Hywel Dda	£2,348	£1,957	£1,957	-	£2,348	-
<input type="checkbox"/> Non Welsh SLA	£160,733	£133,944	£136,243	£2,299	£163,562	£2,829
<input type="checkbox"/> IPC	£75,115	£62,596	£67,690	£5,095	£81,228	£6,114
<input type="checkbox"/> Mental Health	£45,287	£37,739	£35,312	(£2,427)	£42,745	(£2,543)
<input type="checkbox"/> CIAG & Prior Year Commitments	£31,366	£26,138	£17,264	(£8,875)	£21,456	(£9,910)
<input type="checkbox"/> Direct Running Costs	£10,849	£9,041	£8,874	(£167)	£10,649	(£200)
<input type="checkbox"/> Renal	£3,315	£2,762	£2,621	(£141)	£3,144	(£171)
<input type="checkbox"/> Releases	-	-	(£1,042)	(£1,042)	(£1,250)	(£1,250)
<input type="checkbox"/> Savings	(£11,377)	(£9,481)	(£3,292)	£6,189	(£4,364)	£7,013
JCC Total Expenditure	£1,233,204	£1,027,670	£1,033,181	£5,511	£1,240,134	£6,930

- For **NHS Wales contracts**, the reported position is based on M9 contract monitoring data. The overspend noted reflects the currently unmitigated financial risks following the mid-range 4% uplift applied through the foundation plan for 2025/26.
- For the **non-Welsh SLA**, a forecast overspend of £2.8m is reported, which is based on month 9 data. Please note that the financial position includes the full effect of the 2.83% NHSE tariff uplift for this year, and the additional Non-elective price increases of around 15% on the relevant activity.
- The overall **IPC (Individual Patient Commissioning)** full-year forecast position is driven by £1.7m in relation to HPN, and £0.9m on ERT. There is a further overspend on other IPC approvals of £3.2m.

Provider	Annual Budget £'000	Budget to date £'000	Spend to date £'000	Variance to date £'000	Forecast Year End Outturn £'000	Forecast Variance £'000
Aneurin Bevan	£13,978	£11,648	£11,310	(£339)	£13,663	(£315)
Betsi Cadwaladr	£54,740	£45,617	£45,700	£84	£54,840	£101
Cardiff & Vale	£345,870	£288,225	£289,781	£1,556	£349,233	£3,363
Cwm Taf Morgannwg	£13,704	£11,420	£11,320	(£100)	£13,584	(£120)
Hywel Dda	£2,348	£1,957	£1,957	-	£2,348	-
Swansea Bay	£155,134	£129,279	£132,448	£3,169	£156,999	£1,865
Velindre	£40,877	£34,064	£34,274	£210	£41,032	£155
WAST	£291,264	£242,720	£242,720	-	£291,264	-
Welsh Provider Total	£917,916	£764,930	£769,510	£4,580	£922,964	£5,048

For ref: Total Welsh Provider prior year outturn (excl. WAST) **£862,437**

Top 10 Drivers of Forecast year-end variance by Provider & Service £'000



The **Welsh SLA** provider position at month 10 is an **overspend of £4.6m**, with a forecast year end variance of **£5m**.

For all Welsh contracts, the reported position is based on M9 data.

LTA Agreements:

Baseline contract values have been agreed across all Welsh providers. However, there is work to follow in-year around contract rebasing, currencies, performance monitoring and Referral Management. A large part of the areas overspending relate to Drugs costs (e.g. Haemophilia Blood Products, Clinical Immunology).

The visual to the left highlights the **main drivers of the reported overspends** to date by Provider and Service. This is based on data to month 6 and will be continually reviewed to assess the risk to the position.

Background to some of the overspends include:

- Cardiff & Vale/Haemophilia - pressures driven mainly by Veyvondi and Idelvion when compared to 2024/25.
- Cardiff & Swansea - TAVI (Cardiology) overperformance
- Cardiff & Vale/PICU BH - Bed days above baseline YTD.
- Cardiff & Vale/BMT - Increased activity of the more expensive Allogenic Matched Unrelated Donor procedure. Health board anticipate this will not be sustained.
- Swansea Renal inpatient activity - driven by both inpatient and dialysis activity

Area	Annual Budget £'000	Budget to date £'000	Spend to date £'000	Variance to date £'000	Forecast Outturn £'000	Forecast Variance £'000
⊕ Non Welsh SLA	£160,733	£133,944	£136,243	£2,299	£163,562	£2,829
⊕ IPC	£75,115	£62,596	£67,690	£5,095	£81,228	£6,114
⊕ Mental Health	£45,287	£37,739	£35,312	(£2,427)	£42,745	(£2,543)
⊕ CIAG & Prior Year Commitments	£31,366	£26,138	£17,264	(£8,875)	£21,456	(£9,910)
⊕ Direct Running Costs	£10,849	£9,041	£8,874	(£167)	£10,649	(£200)
⊕ Renal	£3,315	£2,762	£2,621	(£141)	£3,144	(£171)
⊕ Releases	-	-	(£1,042)	(£1,042)	(£1,250)	(£1,250)
⊕ Savings	(£11,377)	(£9,481)	(£3,292)	£6,189	(£4,364)	£7,013
Total Other Providers	£315,288	£262,740	£263,671	£931	£317,170	£1,882

Direct Running Costs:

The **DRC position** for the NWJCC team at month 10 reports a forecast £400k underspend year-end forecast position. This includes £200k taken to Savings reported as achieved.

Non Welsh SLAs:

The **Non Welsh SLA provider position** at month 10 is an **overspend of £2.3m**, with a forecast **year-end overspend of £2.8m**. The reported position is based on month 9 data where received from providers.

The forecast overspend is largely driven by PICU/NICU pressures noted in our contract with UH Bristol & Weston due to a number of high cost patients, with total length of stay up vs the same period in 2024/25. The 2025/26 position recognizes an uplift for NHS English providers. This was funded non-recurrently by WG in 2024/25, with the 2025/26 funding being reported through a £8.9m savings target included within the Foundation Plan.

Please note that the financial position includes the full effect of the 2.83% NHSE tariff uplift for this year, and the additional Non-elective price increases of around 15% on the relevant activity.

Mental Health:

The **Mental Health position** at month 10 is a year-to-date **underspend of (£2.4m)**, with a forecast year end **underspend of (£2.5m)**.

The reported position is based on actual data available to date.

The JCC finance team have worked extensively on the enhanced observation approvals and processes, leading to a reduced level of spend and renegotiating the contracting position.

Please note that whilst reported in the Welsh LTA position, the agreement with Swansea Bay UHB around the Caswell Unit is being finalised.

Individual Patient Commissioning (including IPFR):

The **IPC position** at month 10 reports a **year-to-date overspend of £5.1m**, with a **full-year forecast overspend of £6.1m**.

The reported position is based on actual data available to date.

The year-end forecast includes:

- £1.7m on HPN (Home Parenteral Nutrition)
- £0.9m in relation to Enzyme Replacement Therapy (ERT)
- £3.2m on other Individual Patient Commissioning approvals

Heading	Annual Budget £'000	Budget to date £'000	Savings reported to date £'000	Variance to date £'000	Forecast Outturn £'000	Forecast Variance £'000
<input type="checkbox"/> Savings	(£11,377)	(£9,481)	(£3,292)	£6,189	(£4,364)	£7,013
<input checked="" type="checkbox"/> NHSE 24/25 issues	(£8,877)	(£7,398)	-	£7,398	(£414)	£8,463
<input type="checkbox"/> Additional schemes	(£2,500)	(£2,083)	(£3,292)	(£1,208)	(£3,950)	(£1,450)
JCC Savings schemes 25/26	(£2,500)	(£2,083)	-	£2,083	-	£2,500
Cystic Fibrosis funding		-	(£458)	(£458)	(£550)	(£550)
Drugs costs and biosimilar savings		-	(£500)	(£500)	(£600)	(£600)
High Secure Ashworth - contract		-	(£500)	(£500)	(£600)	(£600)
High Secure Rampton - contract		-	(£833)	(£833)	(£1,000)	(£1,000)
JCC DRC savings		-	(£167)	(£167)	(£200)	(£200)
UH Bristol - contract saving		-	(£833)	(£833)	(£1,000)	(£1,000)
Total Savings as per ICP	(£11,377)	(£9,481)	(£3,292)	£6,189	(£4,364)	£7,013

A collaborative efficiency and savings programme is being jointly delivered by the NWJCC, Health Boards and WAST, both through commissioner and provider actions, with system wide plans being developed. A pipeline of schemes has been developed.

Total **savings schemes** of £11.4m were proposed to be delivered in 2025/26, including £8.9m to mitigate non-Welsh SLA pressures carrying forward from 2024/25.

Forecast Savings delivery at Month 10 totals a recurrent £4.4m against Plan. Further non-recurrent mitigations have been identified with the JCC in-year, with a forecast delivery of £10.2m at month 10, and an additional £1.25m for one-off balance sheet releases. Ongoing work continues at pace with BCUHB and Powys THB in relation to the management of flows into English providers. **This reflects the discussions at the JCC, Finance Working Group and Directors of Finance around fully reporting Savings which have not been delivered financially, and to pause any further expenditure this year, which has not already been committed.**

However, some of these are non-recurring achievements, leaving the unachieved Savings relating to the NHS England pressures, which are being considered by a Referral Management project being undertaken with BCUHB and Powys THB.

In addition, the plan is net of circa £8.5m of savings within the WAST financial plan which supports equivalent cost pressures. WAST have achieved the WG expectation to deliver at least 2% efficiencies, along with self-funding the Band 4/5 upgrading costs. There are also £8-10m of efficiencies within mental health services that offset additional cost.

RISKS

In developing the 2025/26 Foundation Plan, the Joint Commissioning requested three financial modelling scenarios to be developed:

- a 6% uplift to resolve commissioning risks identified across the system
- a mid-range 4% uplift to mitigate a number of high level risks, with JCC members agreeing to tolerate some other service risks
- a 1.77% uplift.

It should also be noted that these options do not provide for additional growth in activity from 2024/25 levels. The plan was agreed by the JCC on the 18th March 2025 based on an **average 4% uplift**. As a result, some risks require further mitigation and management within the period, and work is continuing at pace in order to deliver. All High/Medium risks have been fully reported within the financial position, with the remaining risks being classified as Low.

Members of the JCC have been in discussion since June 2025 in relation to the reduction of Risk. **Papers have been discussed at each JCC and other meetings, resulting in actions to mitigate the initial £20m Plan risk down to the current £2.3m.** Key points have also been discussed at the Directors of Finance forum. This discussions have informed the resulting reported financial position.

At the session of the Joint Committee in December, members received a paper for consideration with options, including mitigating actions to manage the financial position for 2025/26 downwards. Following this approval, reducing activity with some NHS England providers has been set in motion. A financial deep dive was also completed for Month 9, resulting in an overall improvement, including a £414k forecast reduction in spend across Q4 in relation to the planned NHSE reduction.

Known financial risks with Low risk include:

- NICE growth - **residual risk remains for the final quarter of 2025/26 of £0.375m.**
- SBUHB/Caswell refund - **difference in negotiations of £0.725m.**
- Winter pressures have started to materialise and costs to date are within the reported position. The remaining risk has therefore been reduced to **£1.2m based on the previous years' trajectory.**

Successful mitigation of these risks requires collaborative efficiency and savings programmes to be jointly delivered by NWJCC, Health Boards and WAST.

OPPORTUNITIES

Opportunities are being explored across various areas going forward, including product procurement/ medicines management.

Commissioner Overview - summary

Financial Month

10

Budgeted Income £'000	ABUHB	BCUHB	CTMUHB	CVUHB	HDUHB	PTHB	SBUHB	Total
Income	£226,939	£273,536	£172,492	£195,860	£149,299	£61,025	£154,054	£1,233,204

Share of Forecast Year-end Variance by Area £'000	ABUHB	BCUHB	CTMUHB	CVUHB	HDUHB	PTHB	SBUHB	Total Forecast Variance
Savings	(£86)	£6,547	(£49)	£27	£15	£513	£47	£7,013
IPC	£1,454	£1,007	£893	£1,256	£488	£382	£632	£6,114
NHS Wales	£512	£156	£744	£368	£1,480	£176	£1,612	£5,048
Non Welsh SLA	£1,042	(£658)	£459	£635	£432	£298	£622	£2,829
Renal	(£32)	(£39)	(£24)	(£26)	(£22)	(£8)	(£21)	(£171)
Direct Running Costs	(£36)	(£45)	(£27)	(£35)	(£23)	(£10)	(£24)	(£200)
Releases	(£234)	(£279)	(£178)	(£198)	(£154)	(£53)	(£155)	(£1,250)
Mental Health	(£757)	(£246)	(£295)	(£287)	(£255)	(£276)	(£426)	(£2,543)
CIAG & Prior Year Commitments	(£2,000)	(£1,408)	(£1,445)	(£2,194)	(£1,181)	(£354)	(£1,328)	(£9,910)
Total Share of Year-End Variance	(£138)	£5,035	£78	(£454)	£781	£670	£958	£6,930

2025/26	£226,801	£278,571	£172,570	£195,406	£150,080	£61,694	£155,012	£1,240,134
---------	----------	----------	----------	----------	----------	---------	----------	------------

Share of Year-to-date Position £'000	ABUHB	BCUHB	CTMUHB	CVUHB	HDUHB	PTHB	SBUHB	Total
2025/26	(£332)	£4,342	(£22)	(£520)	£629	£634	£781	£5,511

This page provides a breakdown of how the JCC budget is funded by the seven Health Boards.

Any over/under spend is returned to Commissioners based on the risk sharing framework which was agreed by Joint Committee and implemented from April 2019. This is currently based predominantly on a 2-year average of **2018/19 and 2019/20 activity**. It was agreed to **update these during 2025/26 for use in-year**.

This table highlights the current trajectory to Commissioner positions, by area, based on current year-end forecasts.

This table to the left reports the position at the current month.



INCOME/EXPENDITURE ASSUMPTIONS

There are no notified disputes regarding the income assumptions related to the JCC IMTP. Invoices over 11 weeks in age detailed to aid LHB's in clearing them before arbitration dates:

- none

PUBLIC SECTOR PAYMENT COMPLIANCE

As at the end of Q3 2025/26 WHSSC had achieved **99.7% compliance for NHS invoices paid within 30 days by value and 95.9% by number.**


For non-NHS invoices WHSSC had achieved 97.1% in value for invoices paid within 30 days and 96.3% by number.

This data is updated on a quarterly basis; the next update will be provided following the end of Q4.

RESPONSES TO ACTION NOTES FROM WG MMR RESPONSES

Responses to the points raised within the WG MMR responses letter has been covered within a separate correspondence.

CONFIRMATION OF REPORT



Stacey Taylor
Deputy Chief Commissioner



Huw George
Interim Chief Commissioner



NWJCC / JCC - NHS Wales Joint Commissioning Committee
ALAS - Artificial Limbs and Appliances Services
CAMHS - Child and Adolescent Mental Health Services
CUF - Commissioning Uplift Factor
DDRC - Diving Diseases Research Centre
DRC - Direct Running Costs
EASC - Emergency Ambulance Services Committee (now part of NWJCC)
ED - Eating Disorders
EMRTS - Emergency Medical Retrieval & Transfer Service
HPN - Home Parenteral Nutrition
ICD - Interventional Cardiac Devices
ICP - Integrated Commissioning Plan
IPC/IPFR - Individual Patient Commissioning / Funding Request
IVF - In Vitro Fertilisation
NICU - Neonatal Intensive Care
NCCU - National Collaborative Commissioning Unit
NHSE - NHS England
OOA - Out of Area
PETIC - Positron Emission Tomography Imaging Centre
PICU - Paediatric Intensive Care
PSPP - Public Sector Payment Compliance
SLA - Service Level Agreement
TAVI - Trans Aortic Valve Implant (Cardiology)
WAST - Welsh Ambulance Services Trust
WHSSC - Welsh Health Specialised Services Committee (now part of NWJCC)
WG - Welsh Government

Appendix A: JCC Finance Summary - by Commissioning team (internal reports only)

Delegated Budget	Annual Budget £'000	Budget to date £'000	Spend to date £'000	YTD Variance £'000	YTD Variance Movement £'000	Forecast Variance £'000	Forecast Variance Movement £'000
[-] Specialised Services	£745,721	£621,435	£642,908	£21,473	£4,618 ↑	£26,386	£616 ↑
Cancer and Blood	£185,549	£154,624	£158,767	£4,143	£715	£6,042	£255
Women and Childrens	£149,236	£124,363	£130,089	£5,726	£1,469	£6,858	£421
Cardiac	£134,011	£111,675	£114,211	£2,535	£775	£3,163	£10
Neuro and LTC	£119,746	£99,789	£102,775	£2,986	£674	£3,568	(£52)
Renal Network	£94,491	£78,743	£81,004	£2,262	£286	£2,572	(£36)
Other	£48,372	£40,310	£42,571	£2,262	£501	£2,314	(£37)
Intestinal Failure	£14,317	£11,931	£13,490	£1,559	£198	£1,870	£56
[+] Ambulance/111	£316,248	£263,540	£263,508	(£32)	(£18) ↓	(£38)	(£38) ↓
[+] Mental Health, LD & VG	£86,281	£71,901	£67,885	(£4,017)	(£928) ↓	(£5,860)	(£193) ↓
[+] Medical Director	£47,954	£39,962	£38,538	(£1,424)	(£60) ↓	(£1,708)	£157 ↑
[+] Finance	£26,150	£21,792	£11,636	(£10,156)	(£1,060) ↓	(£11,449)	(£387) ↓
[+] DRC	£10,849	£9,041	£8,707	(£334)	(£50) ↓	(£400)	(£0) ↓
Total	£1,233,204	£1,027,670	£1,033,181	£5,511	£2,502 ↑	£6,930	£154 ↑

Movements in variances reported in comparison to the prior month with arrows representing the following: **increase/deterioration**, **decrease/improvement**

ABUHB Commissioner Contribution to JCC

Budgeted Income £'000	EOYF £'000	Total £'000
£226,939	(£138)	£226,801
<i>EOYF Variance as a % of Budgeted Income</i>		-0.06%

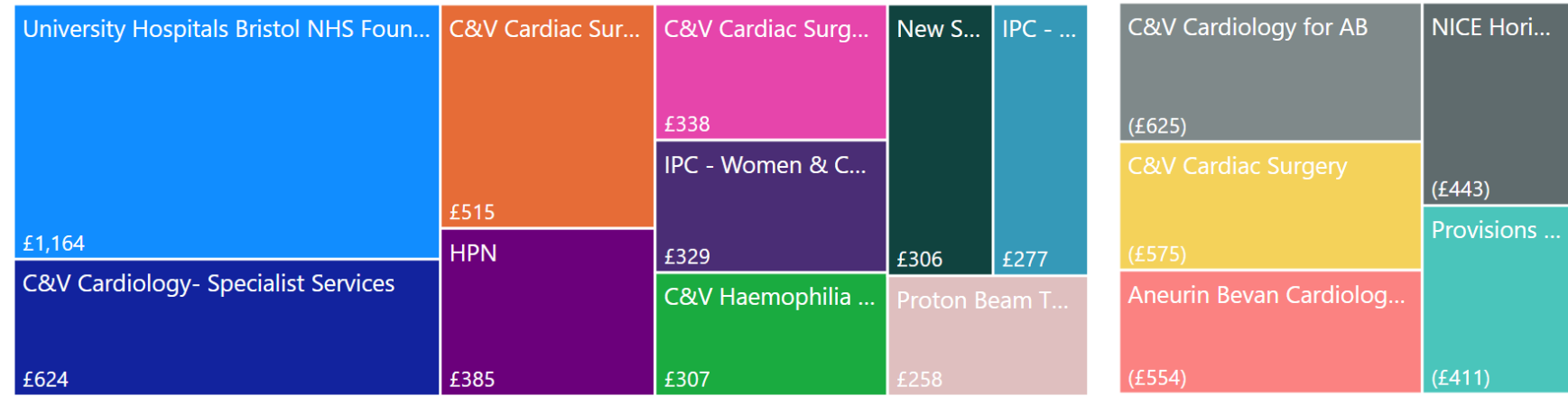
NHS Wales Breakdown

	YTD Variance £'000	EOYF Variance £'000
Cardiff & Vale	£475	£979
Swansea Bay	£199	(£101)
Velindre	£82	£61
Betsi Cadwaladr	£52	£62
Cwm Taf Morgannwg	-	-
Hywel Dda	-	-
WAST	-	-
Aneurin Bevan	(£484)	(£489)
Total	£325	£512

Breakdown of EOYF Variance by Area:

IPC	Non Welsh SLA	NHS Wales	Renal	Direct Running Costs	Savings	Releases	Mental Health	CIAG & Prior Year Commitments	Total
£1,454	£1,042	£512	(£32)	(£36)	(£86)	(£234)	(£757)	(£2,000)	(£138)

Top 15 Services by EOYF Variance £'000 - top 10 overspends and top 5 underspends



Comments/Notes:

Aneurin Bevan residents services come primarily from Cardiff & Vale UHB, NHS England and private providers in relation to Mental Health individual placements.

The current year-end forecast variance of £138k underspent includes the following main components:

- University Hospitals Bristol - £1,164k of overactivity, primarily NICU, PICU and Non elective Paediatric Cardiac activity
- Cardiology through Cardiff & Vale - £1k underspent on AB Cardiology (across 3 lines)
- TAVI activity through Cardiff & Vale - £515k overspent in total, from a projected over-activity from the provider.
- HPN homecare drugs - overspend of £385k related to the newly procured contract

Please see the NWJCC risk-share tables for more details by individual lines.

Appendix B: Commissioner Overview: BCUHB

BCUHB Commissioner Contribution to JCC

Budgeted Income £'000	EOYF £'000	Total £'000
£273,536	£5,035	£278,571
<i>EOYF Variance as a % of Budgeted Income</i>		1.84%

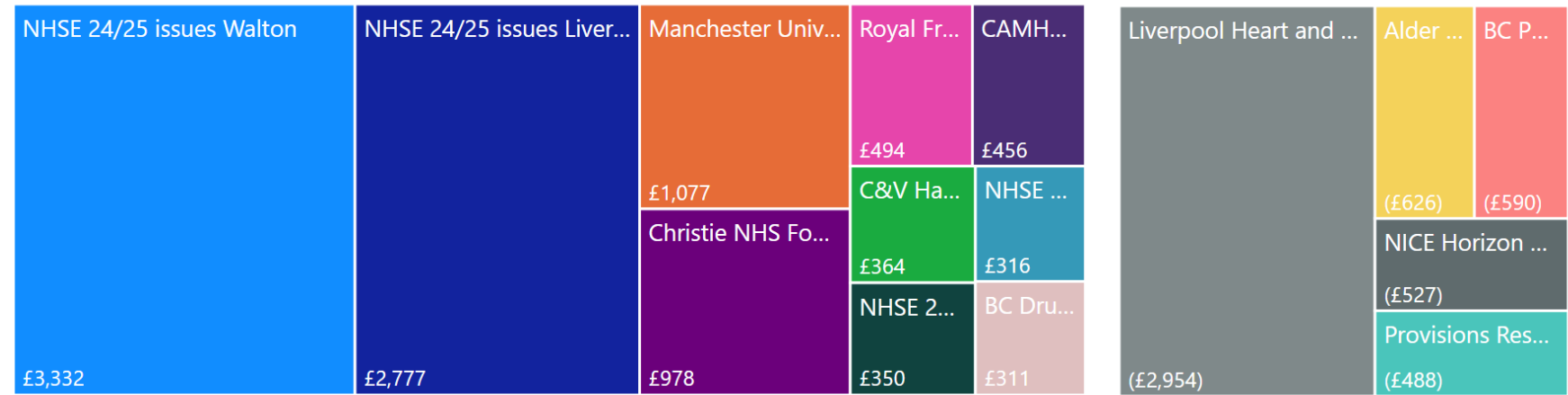
NHS Wales Breakdown

	YTD Variance £'000	EOYF Variance £'000
Aneurin Bevan	-	-
Betsi Cadwaladr	(£132)	(£158)
Cardiff & Vale	£255	£326
Cwm Taf Morgannwg	-	-
Hywel Dda	-	-
Swansea Bay	£310	(£13)
Velindre	-	-
WAST	-	-
Total	£434	£156

Breakdown of EOYF Variance by Area:

Savings	IPC	NHS Wales	Renal	Direct Running Costs	Mental Health	Releases	Non Welsh SLA	CIAG & Prior Year Commitments	Total
£6,547	£1,007	£156	(£39)	(£45)	(£246)	(£279)	(£658)	(£1,408)	£5,035

Top 15 Services by EOYF Variance £'000 - top 10 overspends and top 5 underspends



Comments/Notes:

Betsi Cadwaladr residents services come primarily from their own Health Board, NHS England and private providers in relation to Mental Health individual placements.

The current year-end forecast variance of £5,035k overspent includes the following main components:

- NHSE - growth continuing from 2024/25 and being monitored - including £3.3m relating to the Walton, £1m for Christie's and £1m for Manchester.
- HPN homecare drugs - overspend related to the newly procured contract.
- High cost drugs including ERT and NICE drugs, partially covered by drugs funding in the agreed ICP.

Please see the NWJCC risk-share tables for more details by individual lines.

CTMUHB Commissioner Contribution to JCC

Budgeted Income £'000	EOYF £'000	Total £'000
£172,492	£78	£172,570

EOYF Variance as a % of Budgeted Income 0.04%

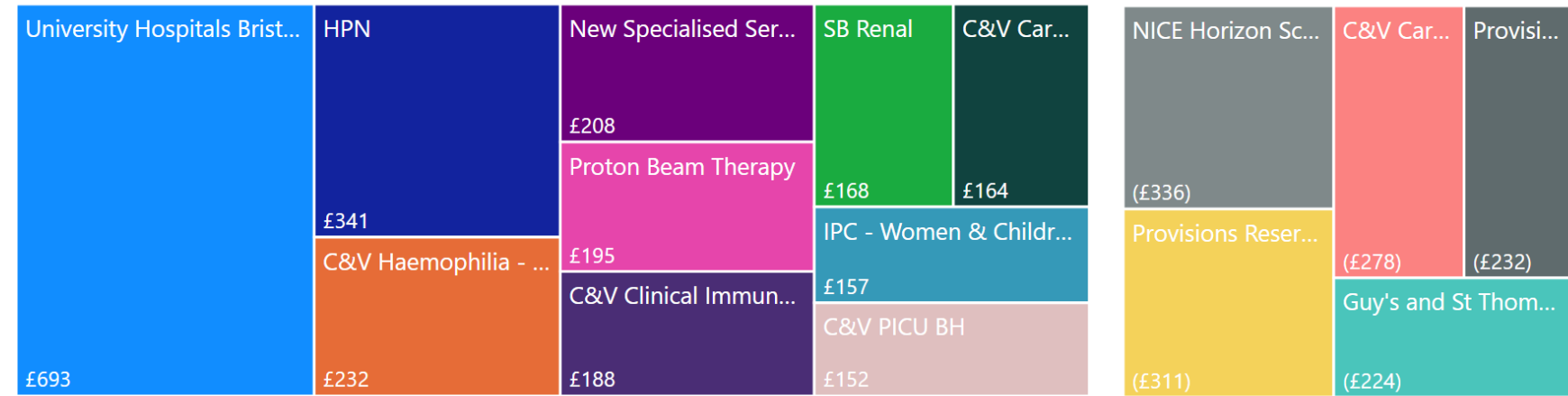
NHS Wales Breakdown

	YTD Variance	EOYF Variance
Aneurin Bevan	£60	£72
Betsi Cadwaladr	£39	£47
Cardiff & Vale	£278	£595
Cwm Taf Morgannwg	(£100)	(£120)
Hywel Dda	-	-
Swansea Bay	£306	£107
Velindre	£58	£43
WAST	-	-
Total	£643	£744

Breakdown of EOYF Variance by Area:

IPC	NHS Wales	Non Welsh SLA	Renal	Direct Running Costs	Savings	Releases	Mental Health	CIAG & Prior Year Commitments	Total
£893	£744	£459	(£24)	(£27)	(£49)	(£178)	(£295)	(£1,445)	£78

Top 15 Services by EOYF Variance £'000 - top 10 overspends and top 5 underspends



Comments/Notes:

Cwm Taf Morgannwg residents services come primarily from Cardiff & Vale UHB, Swansea Bay UHB, NHS England and private providers in relation to Mental Health individual placements.

The current year-end forecast variance of £78k underspent includes the following main components:

- University Hospitals Bristol - £693k of overactivity, primarily NICU, PICU and Paediatric Cardiac activity
- HPN homecare drugs - overspend of £341k related to the newly procured contract
- High cost drugs including ERT and NICE drugs , partially covered by drugs funding agreed in the ICP.

Please see the NWJCC risk-share tables for more details by individual lines.

HDUHB Commissioner Contribution to JCC

Budgeted Income £'000	EOYF £'000	Total £'000
£149,299	£781	£150,080

EOYF Variance as a % of Budgeted Income 0.52%


NHS Wales Breakdown

	YTD Variance £'000	EOYF Variance £'000
Aneurin Bevan	£18	£22
Betsi Cadwaladr	£34	£41
Cardiff & Vale	£184	£431
Cwm Taf Morgannwg	-	-
Hywel Dda	-	-
Swansea Bay	£1,066	£984
Velindre	£3	£2
WAST	-	-
Total	£1,306	£1,480

Breakdown of EOYF Variance by Area:

NHS Wales	IPC	Non Welsh SLA	Savings	Renal	Direct Running Costs	Releases	Mental Health	CIAG & Prior Year Commitments	Total
£1,480	£488	£432	£15	(£22)	(£23)	(£154)	(£255)	(£1,181)	£781

Top 15 Services by EOYF Variance £'000 - top 10 overspends and top 5 underspends



Comments/Notes:

Hywel Dda residents services come primarily from Cardiff & Vale UHB, Swansea Bay UHB, NHS England and private providers in relation to Mental Health individual placements.

The current year-end forecast variance of £781k overspent includes the following main components:

- University Hospitals Bristol - £522k of overactivity, primarily NICU, PICU and Non elective Paediatric Cardiac activity
- Swansea Bay - TAVI overactivity of £412k
- HPN homecare drugs - overspend related to the newly procured contract

Please see the NWJCC risk-share tables for more details by individual lines.

PTHB Commissioner Contribution to JCC

Budgeted Income £'000	EOYF £'000	Total £'000
£61,025	£670	£61,694

EOYF Variance as a % of Budgeted Income **1.10%**


NHS Wales Breakdown

	YTD Variance £'000	EOYF Variance £'000
Aneurin Bevan	(£2)	(£2)
Betsi Cadwaladr	£12	£14
Cardiff & Vale	£55	£111
Cwm Taf Morgannwg	-	-
Hywel Dda	-	-
Swansea Bay	£106	£50
Velindre	£4	£3
WAST	-	-
Total	£175	£176

Breakdown of EOYF Variance by Area:

Savings	IPC	Non NHS Wales Welsh SLA	NHS Wales	Renal	Direct Running Costs	Releases	Mental Health	CIAG & Prior Year Commitments	Total
£513	£382	£298	£176	(£8)	(£10)	(£53)	(£276)	(£354)	£670

Top 15 Services by EOYF Variance £'000 - top 10 overspends and top 5 underspends



Comments/Notes:

Powys residents services come primarily from Cardiff & Vale UHB, Swansea Bay UHB, NHS England and private providers in relation to Mental Health individual placements.

The current year-end forecast variance of £670k overspent includes the following main components:

- NHS England - WG funding was provided non-recurringly for 2024/25 as cover of the NHSE growth and cost pressures, and has been covered by Savings targets for 2025/26. This includes £305k towards Heart of England, and £245k towards Birmingham Womens and Childrens
- HPN homecare drugs - overspends related to the newly procured contract
- High cost drugs including ERT and NICE drugs, partially covered by drugs funding agreed in the ICP.

Please see the NWJCC risk-share tables for more details by individual lines.

SBUHB Commissioner Contribution to JCC

Budgeted Income £'000	EOYF £'000	Total £'000
£154,054	£958	£155,012

EOYF Variance as a % of Budgeted Income 0.62%

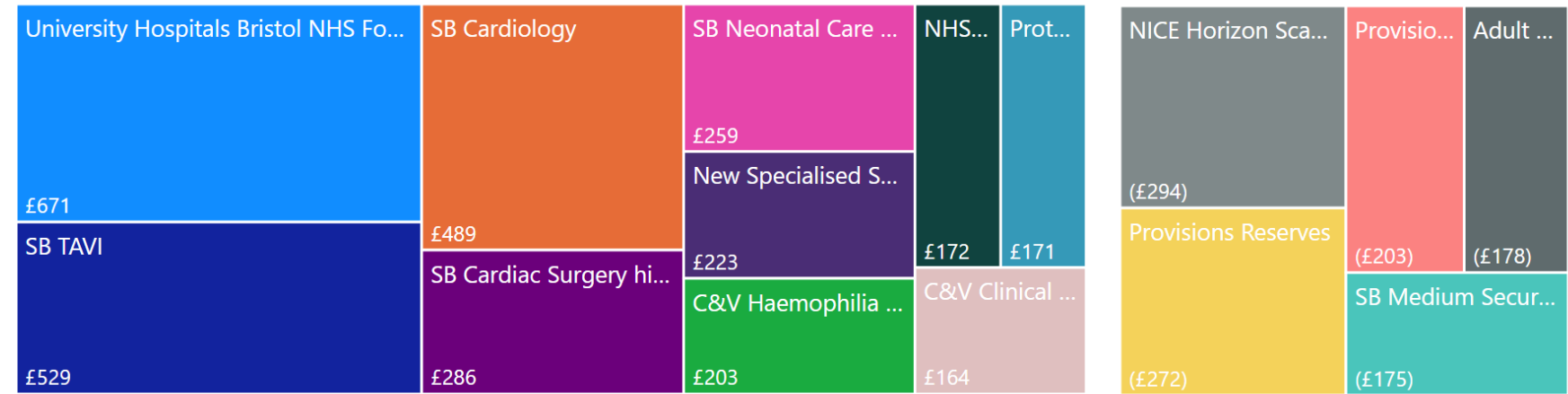
NHS Wales Breakdown

	YTD Variance £'000	EOYF Variance £'000
Aneurin Bevan	£13	£16
Betsi Cadwaladr	£34	£41
Cardiff & Vale	£179	£444
Cwm Taf Morgannwg	-	-
Hywel Dda	-	-
Swansea Bay	£1,180	£1,111
Velindre	£1	£1
WAST	-	-
Total	£1,408	£1,612

Breakdown of EOYF Variance by Area:

NHS Wales	IPC	Non Welsh SLA	Savings	Renal	Direct Running Costs	Releases	Mental Health	CIAG & Prior Year Commitments	Total
£1,612	£632	£622	£47	(£21)	(£24)	(£155)	(£426)	(£1,328)	£958

Top 15 Services by EOYF Variance £'000 - top 10 overspends and top 5 underspends



Comments/Notes:

Swansea Bay residents services come primarily from Cardiff & Vale UHB, Swansea Bay UHB, NHS England and private providers in relation to Mental Health individual placements.

The current year-end forecast variance of £958k overspent includes the following main components:

- University Hospitals Bristol - £671k of overactivity, primarily NICU, PICU and Non elective Paediatric Cardiac activity
- TAVI activity through Swansea Bay - £529k overspent in total. Savings from the Cardiac Surgery rebasing are expected to help cover this spend, but is currently tied up in fixed costs and will be considered in the Phase 2 part of this project.
- High cost drugs including ERT and NICE drugs, partially covered by drugs funding agreed in the ICP.

Please see the NWJCC risk-share tables for more details by individual lines.