



GIG
CYMRU
NHS
WALES

Cyd-bwyllgor
Comisiynu
Joint Commissioning
Committee

NHS Wales Joint Commissioning Committee (JCC)

Financial Position Report

Financial Year

2025/26



Financial Month

12



Author: Assistant Director of Finance - Sandy Tallon

Executive Lead: Director of Finance & Information - Stacey Taylor

Date Produced: 9th April 2026



Report Contents

Area	Page Number(s)
Background/Introduction	3
Finance Summary - by service	4
Finance Summary - by provider	5
Welsh Provider Overview	6
Other Provider Areas Overview	7
Savings	8
Risks/Opportunities	9
Commissioner Overview	10
Income/PSPP/Actions Notes	11
Confirmation of Report	12
Glossary	13
Finance Summary - by Commissioning team (internal only)	App A
Position Summaries by Health Board	App B



Annual Budget £'000	Budget to date £'000	Spend to date £'000	Variance to date £'000	Forecast Outturn £'000	Forecast Variance £'000
£1,262,066	£1,262,066	£1,268,371	£6,304	£1,268,371	£6,304

The reported position is based on the following:

The overall year-to-date JCC position at Month 12 is an overspend of £6.3m. At the session of the Joint Committee in December, members received a paper for consideration with options, including mitigating actions to manage the financial position for 2025/26 downwards. Following this approval, reducing activity with some NHS England providers has been set in motion.

The financial position is reported against the 2025/26 baselines following approval of the Foundation Plan 2025/26 by the Joint Commissioning Committee on the 18th March 2025. The remit of the JCC is to deliver a plan for health boards within an overall financially balanced position. However, the composite individual positions are important and are dealt with in this financial report, together with consideration of corrective actions as the need arises.

- NHS Wales Providers – based on a combination of Month 10 & Month 11 data received from providers.
- NHS England Providers – based primarily on a combination of Month 10 & Month 11 data received from providers.
- Mental Health & IPC – live patient data on agreed placements as at the end of the month, plus funding approvals and purchased block bed capacity.

The movement between the Months 11 and 12 reporting was an improvement of £456k. This included the final release of funding held for the opening of the new Renal unit in Neath Port Talbot, which has slipped into 2026/27, and the final month's value of the general provision for winter pressures, netted against a final Radiotherapy charge from Velindre. Of this £456k improvement, £256k related to the BCUHB position, in line with the lower levels of activity reported from NHSE in the final M11 contract monitoring, which benefitted the position on the winter reserve already mentioned.

Risks to the position (see page 8 for further detail):

A number of risks were identified in the Foundation Plan for 2025/26, in addition to a number of service areas that reported notable overspends in 2024/25. As detailed within the plan for 2025/26, the agreed plan of 4% did not fully address all service or cost pressures, and some risks have required further mitigation and management within the period. All High/Medium risks have been fully reported within the current financial forecast position. Following a review after Month 10 reporting (£2.3m of risks reported), all remaining risks were removed from reporting.

Members of the JCC have been in discussion since June 2025 in relation to the reduction of Risk. Papers have been discussed at JCC and other meetings, resulting in actions to mitigate the initial £20m Plan risk down.

Reporting Forums

This Finance Report is sent monthly to Welsh Government, and is an agenda item for the bi-monthly JCC meetings, CCLG (Collaborative Commissioning Leadership Group) and PPF (Planning, Performance & Finance) meetings, and the monthly Finance Working Group meetings. In addition, the financial position is discussed at various other meetings with Health Boards, service providers and internally.

Sub-total	Top over spends	Top under spends	Total
Cardiology - TAVI	£2,296		£2,296
Cardiff - TAVI	£926		£926
SBU - TAVI	£1,370		£1,370
Paeds ICU/Neonatal ICU	£3,014		£3,014
Cardiff - PICU	£1,020		£1,020
UH Bristol - Paeds Cardiac	£599		£599
UH Bristol - PICU/NICU	£1,395		£1,395
IPC	£6,810		£6,810
HPN	£1,527		£1,527
IPC - Enzyme Replacement	£1,466		£1,466
IPC General (including IPFR)	£3,817		£3,817
Other	£6,376	(£7,869)	(£1,493)
Cardiff - Clinical Immunology	£500		£500
Cardiff - Haemophilia	£1,635		£1,635
Eating Disorder		(£1,170)	(£1,170)
Gender	£947		£947
MH - Adult Medium Secure		(£1,024)	(£1,024)
MH - AMS DTOC recharges		(£1,492)	(£1,492)
NHSE - Liverpool Heart & Chest		(£2,815)	(£2,815)
NHSE - Other	£2,576		£2,576
Other		(£482)	(£482)
Perinatal OOA		(£886)	(£886)
Royal Free - BC Nephrectomies	£718		£718
Renal	£1,017	(£887)	£130
Renal Reserves		(£887)	(£887)
Swansea Bay - Renal	£1,017		£1,017
Savings / Prior Commitments / Res...	£7,013	(£11,466)	(£4,453)
CIAG & prior commitments		(£6,428)	(£6,428)
Prior Year releases		(£451)	(£451)
Reserves		(£4,587)	(£4,587)
Savings	£7,013		£7,013
	£26,526	(£20,222)	£6,304

The overall year-to-date position at Month 12 is **an overspend of £6.3m**. This is mainly driven by pressures within Welsh providers, NHS England, and IPC (Individual Patient Commissioning).

Cardiology - TAVI (Transaortic Valve Implants) - £2.3m overspend:

TAVI devices continue to perform above contracted levels, with both NHS Wales providers forecasting overspends (Cardiff 237 against 225 baseline to date, plus high device costs, Swansea 288 against 229 baseline), although activity has slowed down through Liverpool.

Paediatric ICU / Neonatal ICU - £3m overspend:

Pressures have been experienced across NHS Wales and NHS England providers. NICU activity in CVUHB has reduced from early months to around the same activity in 2024/25, with a £0.1m forecast overspend, with SBUHB reporting 1,476 NICU cot days to M11, versus 1,252 in the same period in 2024/25, driving a £0.1m forecast overspend. Additionally, there was CVUHB PICU activity of 1,963 bed-days to Month 11 versus 1,506 in the same period in 2024/25, driving a £1.0m forecast overspend. University Hospitals of Bristol & Weston have also seen higher than usual activity per patient, due to a number of high cost patients, with the total length of stay at 1,797 bed-days in PICU, and 269 in NICU up to M11, compared with 1,285 and 98 to the same period in 2024/25. This is in addition to increased Non elective Paediatric Cardiac activity.

IPC - £6.8m overspend:

The overspends on IPC include Home Parenteral Nutrition costs of delivered compounds of £1.5m, due to increased costs from Procured contracts in 2024. More providers are now coming online, and switching to the most cost-effective providers may reduce costs. Enzyme Replacement Therapies have also overspent by £1.5m, with further general overspends of £3.8m across drugs and IPC approved treatments.

Other - (£1.5m) underspend:

The other areas with significant forecast variances include:

- Haemophilia Blood Products - increased blood product costs, particularly Veyvondi, Idelvion and Hemlibra.
- NHS England - increased Non-elective tariff costs of 15%, versus the (fully funded) 25/26 increase of 2.83%.

Savings & Prior Year Commitments / Reserves - (£4.5m underspend):

Total **savings schemes** of £11.4m were proposed to be delivered in 2025/26, including £8.9m to mitigate non-Welsh SLA pressures carrying forward from 2024/25. Savings delivery at Month 12 totals a recurrent £4.0m against Plan.

JCC Finance Summary - by provider/riskshare

Area	Annual Budget £'000	Budget to date £'000	Spend to date £'000	Variance to date £'000	Forecast Outturn £'000	Forecast Variance £'000
<input type="checkbox"/> NHS Wales	£919,317	£919,317	£925,132	£5,814	£925,132	£5,814
Cardiff & Vale	£346,789	£346,789	£350,036	£3,247	£350,036	£3,247
WAST	£291,813	£291,813	£291,708	(£105)	£291,708	(£105)
Swansea Bay	£155,118	£155,118	£157,988	£2,870	£157,988	£2,870
Betsi Cadwaladr	£54,718	£54,718	£54,387	(£331)	£54,387	(£331)
Velindre	£40,861	£40,861	£41,211	£351	£41,211	£351
Aneurin Bevan	£13,975	£13,975	£13,824	(£152)	£13,824	(£152)
Cwm Taf Morgannwg	£13,704	£13,704	£13,638	(£66)	£13,638	(£66)
Hywel Dda	£2,339	£2,339	£2,339	-	£2,339	-
<input type="checkbox"/> Non Welsh SLA	£160,733	£160,733	£163,206	£2,473	£163,206	£2,473
<input type="checkbox"/> IPC	£97,444	£97,444	£104,254	£6,810	£104,254	£6,810
<input type="checkbox"/> Mental Health	£45,303	£45,303	£41,766	(£3,537)	£41,766	(£3,537)
<input type="checkbox"/> CIAG & Prior Year Commitments	£37,321	£37,321	£26,089	(£11,232)	£26,089	(£11,232)
<input type="checkbox"/> Direct Running Costs	£9,991	£9,991	£9,764	(£227)	£9,764	(£227)
<input type="checkbox"/> Renal	£3,334	£3,334	£2,975	(£359)	£2,975	(£359)
<input type="checkbox"/> Releases	-	-	(£451)	(£451)	(£451)	(£451)
<input type="checkbox"/> Savings	(£11,377)	(£11,377)	(£4,364)	£7,013	(£4,364)	£7,013
JCC Total Expenditure	£1,262,066	£1,262,066	£1,268,371	£6,304	£1,268,371	£6,304

- For **NHS Wales contracts**, the reported position is based on a combination of M10 & M11 contract monitoring data. The overspend noted reflects the currently unmitigated financial risks following the mid-range 4% uplift applied through the foundation plan for 2025/26.
- For the **non-Welsh SLA**, an overspend of £2.5m is reported, which is based primarily on month 11 data. Please note that the financial position includes the full effect of the 2.83% NHSE tariff uplift for this year, and the additional non-elective price increases of around 15% on the relevant activity.
- The overall **IPC (Individual Patient Commissioning)** full-year forecast position is driven by £1.5m in relation to HPN, and £1.5m on ERT. There is a further overspend on other IPC approvals of £3.8m.

Provider	Annual Budget £'000	Budget to date £'000	Spend to date £'000	Variance to date £'000	Forecast Year End Outturn £'000	Forecast Variance £'000
Aneurin Bevan	£13,975	£13,975	£13,824	(£152)	£13,824	(£152)
Betsi Cadwaladr	£54,718	£54,718	£54,387	(£331)	£54,387	(£331)
Cardiff & Vale	£346,789	£346,789	£350,036	£3,247	£350,036	£3,247
Cwm Taf Morgannwg	£13,704	£13,704	£13,638	(£66)	£13,638	(£66)
Hywel Dda	£2,339	£2,339	£2,339	-	£2,339	-
Swansea Bay	£155,118	£155,118	£157,988	£2,870	£157,988	£2,870
Velindre	£40,861	£40,861	£41,211	£351	£41,211	£351
WAST	£291,813	£291,813	£291,708	(£105)	£291,708	(£105)
Welsh Provider Total	£919,317	£919,317	£925,132	£5,814	£925,132	£5,814

For ref: Total Welsh Provider prior year outturn (excl. WAST) £862,437

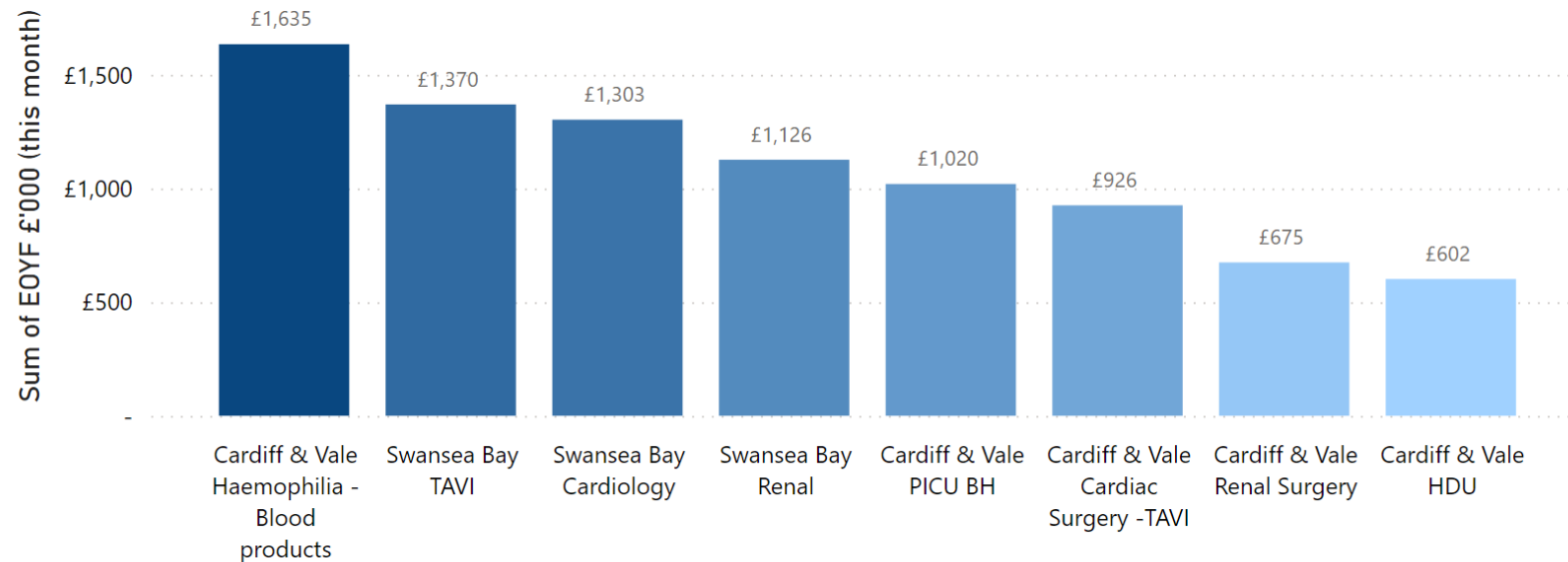
The **Welsh SLA** provider position at month 12 is an **overspend of £5.8m.**

For Welsh contracts, the reported position is based on a combination of M10 & M11 data.

LTA Agreements:

Baseline contract values have been agreed across all Welsh providers. However, there is work to follow in-year around contract rebasing, currencies, performance monitoring and Referral Management. A large part of the areas overspending relate to Drugs costs (e.g. Haemophilia Blood Products, Clinical Immunology).

Top 10 Drivers of Forecast year-end variance by Provider & Service £'000



The visual to the left highlights the **main drivers of the reported overspends** to date by Provider and Service. This is based on a combination of month 10 and month 11 data for Welsh providers.

Background to some of the overspends include:

- Cardiff & Vale/Haemophilia - pressures driven mainly by Veyvondi and Idelvion when compared to 2024/25.
- Cardiff & Swansea - TAVI (Cardiology) overperformance
- Cardiff & Vale/PICU BH - Bed days above baseline YTD.
- Cardiff & Vale/BMT - Increased activity of the more expensive Allogenic Matched Unrelated Donor procedure. Health board anticipate this will not be sustained.
- Swansea Renal inpatient activity - driven by both inpatient and dialysis activity

Area	Annual Budget £'000	Budget to date £'000	Spend to date £'000	Variance to date £'000	Forecast Outturn £'000	Forecast Variance £'000
⊕ Non Welsh SLA	£160,733	£160,733	£163,206	£2,473	£163,206	£2,473
⊕ IPC	£97,444	£97,444	£104,254	£6,810	£104,254	£6,810
⊕ Mental Health	£45,303	£45,303	£41,766	(£3,537)	£41,766	(£3,537)
⊕ CIAG & Prior Year Commitments	£37,321	£37,321	£26,089	(£11,232)	£26,089	(£11,232)
⊕ Direct Running Costs	£9,991	£9,991	£9,764	(£227)	£9,764	(£227)
⊕ Renal	£3,334	£3,334	£2,975	(£359)	£2,975	(£359)
⊕ Releases	-	-	(£451)	(£451)	(£451)	(£451)
⊕ Savings	(£11,377)	(£11,377)	(£4,364)	£7,013	(£4,364)	£7,013
Total Other Providers	£342,749	£342,749	£343,239	£490	£343,239	£490

Direct Running Costs:

The **DRC position** for the NWJCC team at month 12 reports a £200k underspend at year-end.

This excludes £500k taken to Savings reported as achieved.

Non Welsh SLAs:

The **Non Welsh SLA provider position** at month 12 is an **overspend of £2.5m**. The reported position is based primarily on a combination of month 10 & month 11 data where received from providers.

The forecast overspend is largely driven by PICU/NICU pressures noted in our contract with UH Bristol & Weston due to a number of high cost patients, with total length of stay up vs the same period in 2024/25. The 2025/26 position recognizes an uplift for NHS English providers. This was funded non-recurrently by WG in 2024/25, with the 2025/26 funding being reported through a £8.9m savings target included within the Foundation Plan.

Please note that the financial position includes the full effect of the 2.83% NHSE tariff uplift for this year, and the additional Non-elective price increases of around 15% on the relevant activity.

Mental Health:

The **Mental Health position** at month 12 is a year-to-date **underspend of (£3.5m)**.

The reported position is based on actual data available to date.

The JCC finance team have worked extensively on the enhanced observation approvals and processes, leading to a reduced level of spend and renegotiating the contracting position.

Agreement has been reached between the JCC and Swansea Bay UHB regarding Caswell Unit and this has resulted in a £1.0m refund from Swansea Bay UHB. This is included in the reported position.

Individual Patient Commissioning (including IPFR):

The **IPC position** at month 12 reports a **year-to-date overspend of £6.8m**. The reported position is based on actual data available to date.

The year-end position includes:

- £1.5m on HPN (Home Parenteral Nutrition)
- £1.5m in relation to Enzyme Replacement Therapy (ERT)
- £3.8m on other Individual Patient Commissioning approvals

Heading	Annual Budget £'000	Budget to date £'000	Savings reported to date £'000	Variance to date £'000	Forecast Outturn £'000	Forecast Variance £'000
<input type="checkbox"/> Savings	(£11,377)	(£11,377)	(£4,364)	£7,013	(£4,364)	£7,013
<input checked="" type="checkbox"/> NHSE 24/25 issues	(£8,877)	(£8,877)	(£414)	£8,463	(£414)	£8,463
<input type="checkbox"/> Additional schemes	(£2,500)	(£2,500)	(£3,950)	(£1,450)	(£3,950)	(£1,450)
JCC Savings schemes 25/26	(£2,500)	(£2,500)	-	£2,500	-	£2,500
Cystic Fibrosis funding			(£550)	(£550)	(£550)	(£550)
Drugs costs and biosimilar savings			(£600)	(£600)	(£600)	(£600)
High Secure Ashworth - contract			(£297)	(£297)	(£297)	(£297)
High Secure Rampton - contract			(£1,000)	(£1,000)	(£1,000)	(£1,000)
JCC DRC savings			(£503)	(£503)	(£503)	(£503)
UH Bristol - contract saving			(£1,000)	(£1,000)	(£1,000)	(£1,000)
Total Savings as per ICP	(£11,377)	(£11,377)	(£4,364)	£7,013	(£4,364)	£7,013

A collaborative efficiency and savings programme is being jointly delivered by the NWJCC, Health Boards and WAST, both through commissioner and provider actions, with system wide plans being developed. A pipeline of schemes has been developed.

Total **savings schemes** of £11.4m were proposed to be delivered in 2025/26, including £8.9m to mitigate non-Welsh SLA pressures carrying forward from 2024/25.

Forecast Savings delivery at Month 12 totals a recurrent £4.0m against Plan. Ongoing work continues at pace with BCUHB and Powys THB in relation to the management of flows into English providers. **This reflects the discussions at the JCC, Finance Working Group and Directors of Finance around fully reporting savings which have not been delivered financially, and to pause any further expenditure this year, which has not already been committed.**

However, some of these are non-recurring achievements, leaving the unachieved Savings relating to the NHS England pressures, which are being considered by a Referral Management project being undertaken with BCUHB and Powys THB.

In addition, the plan is net of circa £8.5m of savings within the WAST financial plan which supports equivalent cost pressures. WAST have achieved the WG expectation to deliver at least 2% efficiencies, along with self-funding the Band 4/5 upgrading costs. There are also £8-10m of efficiencies within mental health services that offset additional cost.

INCOME/EXPENDITURE ASSUMPTIONS

There are no notified disputes regarding the income assumptions related to the JCC IMTP. Invoices over 11 weeks in age detailed to aid LHB's in clearing them before arbitration dates:

- none

PUBLIC SECTOR PAYMENT COMPLIANCE

As at the end of Q4 2025/26 WHSSC had achieved **99.4% compliance for NHS invoices paid within 30 days by value and 96.1% by number.**

For non-NHS invoices WHSSC had achieved 97.7% in value for invoices paid within 30 days and 97.1% by number.

This data is updated on a quarterly basis; the next update will be provided following the end of Q1 of 2026/27.

RESPONSES TO ACTION NOTES FROM WG MMR RESPONSES

Responses to the points raised within the WG MMR responses letter has been covered within a separate correspondence.

Budgeted Income £'000	ABUHB	BCUHB	CTMUHB	CVUHB	HDUHB	PTHB	SBUHB	Total
Income	£232,503	£279,921	£177,971	£200,143	£152,132	£62,116	£157,281	£1,262,066

This page provides a breakdown of how the JCC budget is funded by the seven Health Boards.

Share of Forecast Year-end Variance by Area £'000	ABUHB	BCUHB	CTMUHB	CVUHB	HDUHB	PTHB	SBUHB	Total Forecast Variance
Savings	(£85)	£6,546	(£47)	£22	£18	£511	£47	£7,013
IPC	£1,625	£1,192	£961	£1,331	£545	£438	£719	£6,810
NHS Wales	£840	£35	£923	£586	£1,581	£205	£1,644	£5,814
Non Welsh SLA	£731	(£302)	£372	£559	£368	£147	£598	£2,473
Direct Running Costs	(£41)	(£51)	(£31)	(£39)	(£26)	(£11)	(£28)	(£227)
Renal	(£67)	(£82)	(£51)	(£54)	(£45)	(£16)	(£44)	(£359)
Releases	(£84)	(£100)	(£64)	(£71)	(£55)	(£19)	(£56)	(£451)
Mental Health	(£930)	(£468)	(£445)	(£456)	(£385)	(£308)	(£545)	(£3,537)
CIAG & Prior Year Commitments	(£2,219)	(£1,831)	(£1,613)	(£2,339)	(£1,339)	(£408)	(£1,484)	(£11,232)
Total Share of Year-End Variance	(£230)	£4,938	£5	(£463)	£663	£540	£852	£6,304

Any over/under spend is returned to Commissioners based on the risk sharing framework which was agreed by Joint Committee and implemented from April 2019. This is currently based predominantly on a 2-year average of **2018/19 and 2019/20 activity**. It was agreed to **update these during 2025/26 for use in-year**.

This table highlights the current trajectory to Commissioner positions, by area, based on current year-end forecasts.

2025/26	£232,272	£284,859	£177,976	£199,680	£152,795	£62,656	£158,133	£1,268,371
---------	----------	----------	----------	----------	----------	---------	----------	------------

This table to the left reports the position at the current month.

Share of Year-to-date Position £'000	ABUHB	BCUHB	CTMUHB	CVUHB	HDUHB	PTHB	SBUHB	Total
2025/26	(£230)	£4,938	£5	(£463)	£663	£540	£852	£6,304



INCOME/EXPENDITURE ASSUMPTIONS

There are no notified disputes regarding the income assumptions related to the JCC IMTP. Invoices over 11 weeks in age detailed to aid LHB's in clearing them before arbitration dates:

- none

PUBLIC SECTOR PAYMENT COMPLIANCE

As at the end of Q3 2025/26 WHSSC had achieved **99.7% compliance for NHS invoices paid within 30 days by value and 95.9% by number.**

For non-NHS invoices WHSSC had achieved 97.1% in value for invoices paid within 30 days and 96.3% by number.


This data is updated on a quarterly basis; the next update will be provided following the end of Q4.

RESPONSES TO ACTION NOTES FROM WG MMR RESPONSES

Responses to the points raised within the WG MMR responses letter has been covered within a separate correspondence.



CONFIRMATION OF REPORT



Stacey Taylor
Deputy Chief Commissioner



Huw George
Interim Chief Commissioner



NWJCC / JCC - NHS Wales Joint Commissioning Committee
ALAS - Artificial Limbs and Appliances Services
CAMHS - Child and Adolescent Mental Health Services
CUF - Commissioning Uplift Factor
DDRC - Diving Diseases Research Centre
DRC - Direct Running Costs
EASC - Emergency Ambulance Services Committee (now part of NWJCC)
ED - Eating Disorders
EMRTS - Emergency Medical Retrieval & Transfer Service
HPN - Home Parenteral Nutrition
ICD - Interventional Cardiac Devices
ICP - Integrated Commissioning Plan
IPC/IPFR - Individual Patient Commissioning / Funding Request
IVF - In Vitro Fertilisation
NICU - Neonatal Intensive Care
NCCU - National Collaborative Commissioning Unit
NHSE - NHS England
OOA - Out of Area
PETIC - Positron Emission Tomography Imaging Centre
PICU - Paediatric Intensive Care
PSPP - Public Sector Payment Compliance
SLA - Service Level Agreement
TAVI - Trans Aortic Valve Implant (Cardiology)
WAST - Welsh Ambulance Services Trust
WHSSC - Welsh Health Specialised Services Committee (now part of NWJCC)
WG - Welsh Government

ABUHB Commissioner Contribution to JCC

Budgeted Income £'000	EOYF £'000	Total £'000
£232,503	(£230)	£232,272

EOYF Variance as a % of Budgeted Income -0.10%

NHS Wales Breakdown

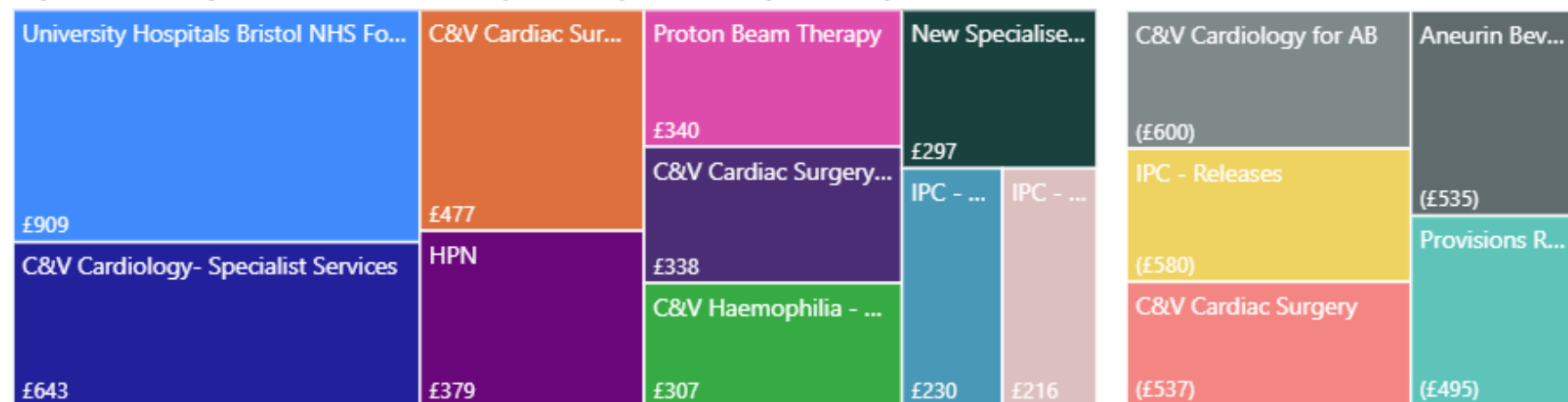
	YTD Variance £'000	EOYF Variance £'000
Cardiff & Vale	£970	£970
Velindre	£138	£138
Swansea Bay	£82	£82
Betsi Cadwaladr	£43	£43
Cwm Taf Morgannwg	-	-
Hywel Dda	-	-
WAST	(£18)	(£18)
Aneurin Bevan	(£375)	(£375)
Total	£840	£840

Breakdown of EOYF Variance by Area:

IPC	NHS Wales	Non Welsh SLA	Direct Running Costs	Renal	Releases	Savings	Mental Health	CIAG & Prior Year Commitments	Total
£1,625	£840	£731	(£41)	(£67)	(£84)	(£85)	(£930)	(£2,219)	(£230)

Top 15 Services by EOYF Variance £'000 - top 10 overspends and top 5 underspends

All



Comments/Notes:

Aneurin Bevan residents services come primarily from Cardiff & Vale UHB, NHS England and private providers in relation to Mental Health individual placements.

The year-end position of £230k underspent includes the following main components:

- University Hospitals Bristol - £909k of overactivity, primarily NICU, PICU and Non elective Paediatric Cardiac activity
- Cardiology through Cardiff & Vale - £43k overspent on AB Cardiology (across 3 lines)
- TAVI activity through Cardiff & Vale - £477k overspent in total, from a projected over-activity from the provider.
- HPN homecare drugs - overspend of £379k related to the newly procured contract

Please see the NWJCC risk-share tables for more details by individual lines.

BCUHB Commissioner Contribution to JCC

Budgeted Income £'000	EOYF £'000	Total £'000
£279,921	£4,938	£284,859
<i>EOYF Variance as a % of Budgeted Income</i>		1.76%

NHS Wales Breakdown

	YTD Variance £'000	EOYF Variance £'000
Aneurin Bevan	-	-
Betsi Cadwaladr	(£509)	(£509)
Cardiff & Vale	£379	£379
Cwm Taf Morgannwg	-	-
Hywel Dda	-	-
Swansea Bay	£192	£192
Velindre	-	-
WAST	(£27)	(£27)
Total	£35	£35

Breakdown of EOYF Variance by Area:

Savings	IPC	NHS Wales	Direct Running Costs	Renal	Releases	Non Welsh SLA	Mental Health	CIAG & Prior Year Commitments	Total
£6,546	£1,192	£35	(£51)	(£82)	(£100)	(£302)	(£468)	(£1,831)	£4,938

Top 15 Services by EOYF Variance £'000 - top 10 overspends and top 5 underspends

Top 10 Overspends		Top 5 Underspends	
NHSE 24/25 issues Walton £3,332	Manchester Unive... £1,311	Royal Free ... £718	Mersey ... £585
NHSE 24/25 issues Liverpool Heart & Chest £2,777	Christie NHS Fou... £1,073	CAMHS / E... £492	C&V Ha... £364
		Proton Bea... £404	NHSE 2... £350
			Liverpool Heart and Che... (£2,792)
			BC PET Scan (£815)
			24/25 Balan... (£715)
			24/25 Balan... (£684)
			Provisions ... (£588)

Comments/Notes:

Betsi Cadwaladr residents services come primarily from their own Health Board, NHS England and private providers in relation to Mental Health individual placements.

The year-end position of £4,938k overspent includes the following main components:

- NHSE - growth continuing from 2024/25 and being monitored - including £3.3m relating to the Walton, £1.1m for Christie's and £1.3m for Manchester.
- HPN homecare drugs - overspend related to the newly procured contract.
- High cost drugs including ERT and NICE drugs, partially covered by drugs funding in the agreed ICP.

Please see the NWJCC risk-share tables for more details by individual lines.

CVUHB Commissioner Contribution to JCC

Budgeted Income £'000	EOYF £'000	Total £'000
£200,143	(£463)	£199,680

EOYF Variance as a % of Budgeted Income -0.23%

NHS Wales Breakdown

	YTD Variance £'000	EOYF Variance £'000
Aneurin Bevan	£84	£84
Betsi Cadwaladr	£36	£36
Cardiff & Vale	£505	£505
Cwm Taf Morgannwg	-	-
Hywel Dda	-	-
Swansea Bay	(£128)	(£128)
Velindre	£101	£101
WAST	(£13)	(£13)
Total	£586	£586

Breakdown of EOYF Variance by Area:

IPC	NHS Wales	Non Welsh SLA	Savings	Direct Running Costs	Renal	Releases	Mental Health	CIAG & Prior Year Commitments	Total
£1,331	£586	£559	£22	(£39)	(£54)	(£71)	(£456)	(£2,339)	(£463)

Top 15 Services by EOYF Variance £'000 - top 10 overspends and top 5 underspends

All ▼

University Hospitals Bristol N... £518	C&V PICU BH £335	Proton Beam Therapy £287	C&V Pa... £245	New Sp... £243	C&V Cardiology- Speci... (£427)	CIAG Schem... (£379)
HPN £482	C&V Cardiac Sur... £314	C&V Haemophilia - Bl... £259	C&V HDU £254	C&V Cardiac Surger... £230	Provisions Reserves (£418)	NICE Horizo... (£374)
					IPC - Releases (£404)	

Comments/Notes:

Cardiff & Vale residents services come primarily from Cardiff & Vale UHB, NHS England and private providers in relation to Mental Health individual placements.

The current year-end position of £463k underspent includes the following main components:

- University Hospitals Bristol - £518k of overactivity, primarily NICU, PICU and Non elective Paediatric Cardiac activity.
- TAVI activity through Cardiff & Vale - £314k overspent in total, from a projected over-activity from the provider.
- PICU - £335k overspend in relation to additional activity
- HPN homecare drugs - overspend of £482k related to the newly procured contract

Please see the NWJCC risk-share tables for more details by individual lines.

CTMUHB Commissioner Contribution to JCC

Budgeted Income £'000	EOYF £'000	Total £'000
£177,971	£5	£177,976

EOYF Variance as a % of Budgeted Income: 0.00%

NHS Wales Breakdown

	YTD Variance	EOYF Variance
Aneurin Bevan	£92	£92
Betsi Cadwaladr	£33	£33
Cardiff & Vale	£565	£565
Cwm Taf Morgannwg	(£66)	(£66)
Hywel Dda	-	-
Swansea Bay	£216	£216
Velindre	£98	£98
WAST	(£14)	(£14)
Total	£923	£923

Breakdown of EOYF Variance by Area:

IPC	NHS Wales	Non Welsh SLA	Direct Running Costs	Savings	Renal	Releases	Mental Health	CIAG & Prior Year Commitments	Total
£961	£923	£372	(£31)	(£47)	(£51)	(£64)	(£445)	(£1,613)	£5

Top 15 Services by EOYF Variance £'000 - top 10 overspends and top 5 underspends

Service	Variance (£'000)
University Hospitals Bristol NHS F...	£542
Proton Beam The...	£257
New Specialised Ser...	£202
C&V C...	£164
SB Re...	£160
C&V PICU BH	£174
C&V Haemophili...	£232
HPN	£336
CAMHS / ED CAMH...	£167
C&V HDU	£146
Provisions Reserves	(£375)
NICE Horizon Scanning ...	(£336)
Guy's and St Thomas' N...	(£280)
Provisions I...	(£278)
IPC - Releas...	(£276)

Comments/Notes:

Cwm Taf Morgannwg residents services come primarily from Cardiff & Vale UHB, Swansea Bay UHB, NHS England and private providers in relation to Mental Health individual placements.

The year-end position of £5k overspent includes the following main components:

- University Hospitals Bristol - £542k of overactivity, primarily NICU, PICU and Paediatric Cardiac activity
- HPN homecare drugs - overspend of £336k related to the newly procured contract
- High cost drugs including ERT and NICE drugs, partially covered by drugs funding agreed in the ICP.

Please see the NWJCC risk-share tables for more details by individual lines.

HDUHB Commissioner Contribution to JCC

Budgeted Income £'000	EOYF £'000	Total £'000
£152,132	£663	£152,795

EOYF Variance as a % of Budgeted Income 0.44%

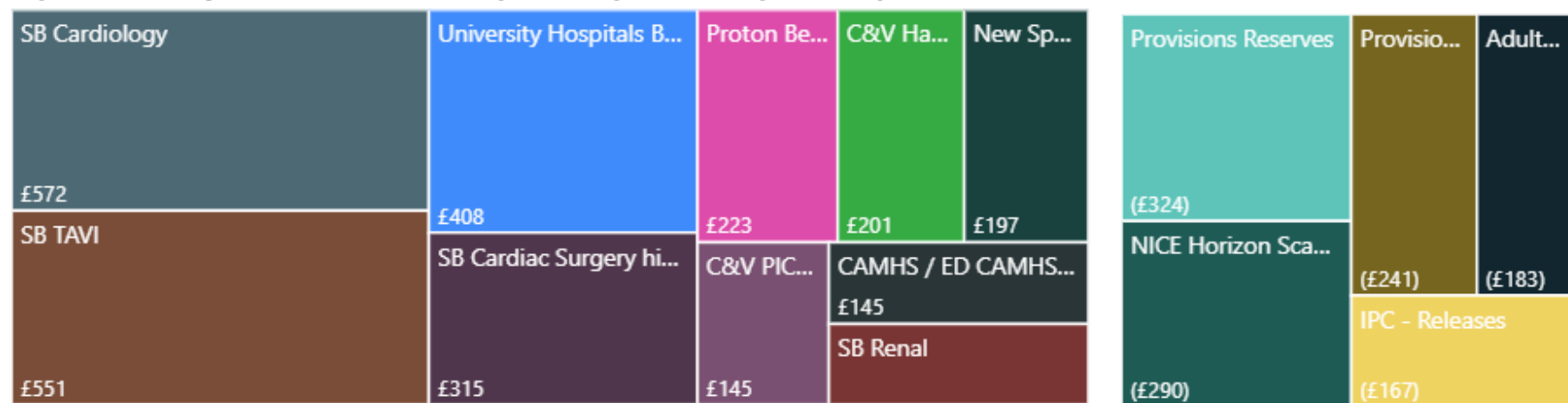
NHS Wales Breakdown

	YTD Variance £'000	EOYF Variance £'000
Aneurin Bevan	£28	£28
Betsi Cadwaladr	£28	£28
Cardiff & Vale	£359	£359
Cwm Taf Morgannwg	-	-
Hywel Dda	-	-
Swansea Bay	£1,175	£1,175
Velindre	£5	£5
WAST	(£15)	(£15)
Total	£1,581	£1,581

Breakdown of EOYF Variance by Area:

NHS Wales	IPC	Non Welsh SLA	Savings	Direct Running Costs	Renal	Releases	Mental Health	CIAG & Prior Year Commitments	Total
£1,581	£545	£368	£18	(£26)	(£45)	(£55)	(£385)	(£1,339)	£663

Top 15 Services by EOYF Variance £'000 - top 10 overspends and top 5 underspends



Comments/Notes:

Hywel Dda residents services come primarily from Cardiff & Vale UHB, Swansea Bay UHB, NHS England and private providers in relation to Mental Health individual placements.

The year-end position of £663k overspent includes the following main components:

- University Hospitals Bristol - £408k of overactivity, primarily NICU, PICU and Non elective Paediatric Cardiac activity
- Swansea Bay - Cardiology and TAVI overactivity of £572k and £551k
- HPN homecare drugs - overspend related to the newly procured contract

Please see the NWJCC risk-share tables for more details by individual lines.

PTHB Commissioner Contribution to JCC

Budgeted Income £'000	EOYF £'000	Total £'000
£62,116	£540	£62,656

EOYF Variance as a % of Budgeted Income **0.87%**

NHS Wales Breakdown

	YTD Variance £'000	EOYF Variance £'000
Aneurin Bevan	(£1)	(£1)
Betsi Cadwaladr	£10	£10
Cardiff & Vale	£109	£109
Cwm Taf Morgannwg	-	-
Hywel Dda	-	-
Swansea Bay	£88	£88
Velindre	£8	£8
WAST	(£8)	(£8)
Total	£205	£205

Breakdown of EOYF Variance by Area:

Savings	IPC	NHS Wales	Non Welsh SLA	Direct Running Costs	Renal	Releases	Mental Health	CIAG & Prior Year Commitments	Total
£511	£438	£205	£147	(£11)	(£16)	(£19)	(£308)	(£408)	£540

Top 15 Services by EOYF Variance £'000 - top 10 overspends and top 5 underspends

All ▼



Comments/Notes:

Powys residents services come primarily from Cardiff & Vale UHB, Swansea Bay UHB, NHS England and private providers in relation to Mental Health individual placements.

The year-end position of £540k overspent includes the following main components:

- NHS England - WG funding was provided non-recurringly for 2024/25 as cover of the NHSE growth and cost pressures, and has been covered by Savings targets for 2025/26. This includes £305k towards Heart of England, and £245k towards Birmingham Womens and Childrens
- HPN homecare drugs - overspends related to the newly procured contract
- High cost drugs including ERT and NICE drugs, partially covered by drugs funding agreed in the ICP.

Please see the NWJCC risk-share tables for more details by individual lines.

SBUHB Commissioner Contribution to JCC

Budgeted Income £'000	EOYF £'000	Total £'000
£157,281	£852	£158,133

EOYF Variance as a % of Budgeted Income 0.54%

NHS Wales Breakdown

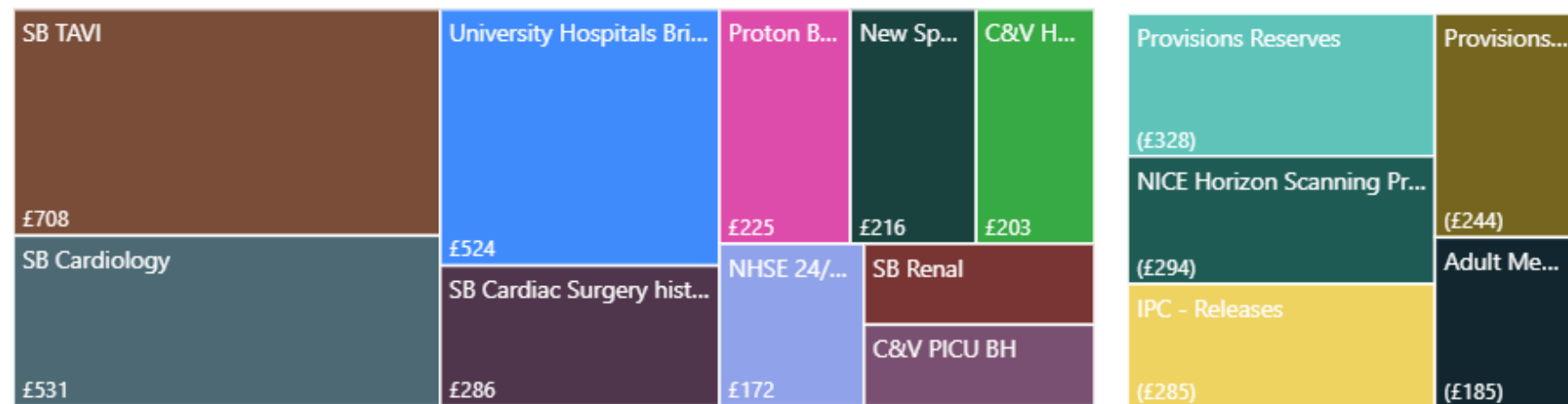
	YTD Variance £'000	EOYF Variance £'000
Aneurin Bevan	£20	£20
Betsi Cadwaladr	£28	£28
Cardiff & Vale	£360	£360
Cwm Taf Morgannwg	-	-
Hywel Dda	-	-
Swansea Bay	£1,245	£1,245
Velindre	£2	£2
WAST	(£11)	(£11)
Total	£1,644	£1,644

Breakdown of EOYF Variance by Area:

NHS Wales	IPC	Non Welsh SLA	Savings	Direct Running Costs	Renal	Releases	Mental Health	CIAG & Prior Year Commitments	Total
£1,644	£719	£598	£47	(£28)	(£44)	(£56)	(£545)	(£1,484)	£852

Top 15 Services by EOYF Variance £'000 - top 10 overspends and top 5 underspends

All ▼



Comments/Notes:

Swansea Bay residents services come primarily from Cardiff & Vale UHB, Swansea Bay UHB, NHS England and private providers in relation to Mental Health individual placements.

The year-end position of £852k overspent includes the following main components:

- University Hospitals Bristol - £524k of overactivity, primarily NICU, PICU and Non elective Paediatric Cardiac activity
- TAVI activity through Swansea Bay - £708k overspent in total. Savings from the Cardiac Surgery rebasing are expected to help cover this spend, but is currently tied up in fixed costs and will be considered in the Phase 2 part of this project.
- High cost drugs including ERT and NICE drugs, partially covered by drugs funding agreed in the ICP.

Please see the NWJCC risk-share tables for more details by individual lines.