



GIG
CYMRU
NHS
WALES

Cyd-bwyllgor
Comisiynu
Joint Commissioning
Committee

NHS Wales Joint Commissioning Committee (JCC)

Financial Position Report

Financial Year

2026/27

Financial Month

1

Author: Assistant Director of Finance - Sandy Tallon

Executive Lead: Director of Finance & Information - Stacey Taylor

Date Produced: 12th May 2026



Report Contents

Area	Page Number(s)
Background/Introduction	3
Finance Summary - by service	4
Finance Summary - by provider	5
Welsh Provider Overview	6
Other Provider Areas Overview	7
Savings	8
Risks/Opportunities	9
Commissioner Overview	10
Budget reconciliation	11
Income/PSPP/Actions Notes	12
Confirmation of Report	13
Glossary	14
Finance Summary - by Commissioning team (internal only)	App A
Position Summaries by Health Board	App B



Reporting Forums:

This Finance Report is sent monthly to Welsh Government, and is an agenda item for the bi-monthly JCC meetings, CCLG (Collaborative Commissioning Leadership Group) meetings, PPF (Planning, Performance & Finance) meetings, and the monthly Finance Working Group meetings. In addition, the financial position is discussed at various other meetings with Health Boards, service providers and internally.

Annual Budget £'000	Budget to date £'000	Spend to date £'000	Variance to date £'000	Forecast Outturn £'000	Forecast Variance £'000
£1,263,041	£105,253	£106,145	£891	£1,263,143	£101

The reported position is based on the following:

The overall JCC financial position at Month 1 is an overspend of £0.9m, with a year-end forecast variance of £0.1m.

The financial position is reported against the 2026/27 baselines following approval of the Annual Plan by the Joint Commissioning Committee on the 31st March 2026. The remit of the JCC is to deliver a plan for health boards within an overall financially balanced position. However, the composite individual positions are important and are dealt with in this financial report, together with consideration of corrective actions as the need arises.

- NHS Wales Providers – reported spend based on the final 2025/26 outturn reported.
- NHS England Providers – reported based on the final 2025/26 outturn reported.
- Mental Health & IPC – reported based on the final 2025/26 outturn reported.

Budgets reflect the values agreed in the Plan. Please note that there is usually a lag in contract monitoring of 1-2 months due to data capture that affects Quarter 1's reporting.

Whilst the final 25/26 reported position was used for most areas for Month 1 reporting, most of the significant overspends from last year have been funded within the new year Plan. An important note is that as part of balancing the Plan, Welsh providers have been tasked with a 2% Savings target totalling £12m. At the point of this report, we have been in the process of reaching final LTA agreements which has now been concluded successfully. It is expected that these savings targets will be achieved by year-end as they are now reflected within the LTA values. The JCC has agreed several strategic priorities and deep dives to progress over the coming financial year, with a focus on delivering commissioner efficiencies.

Risks to the position (see page 8 for further detail):

A number of risks were identified in the Foundation Plan for 2026/27, in addition to a number of service areas that reported notable overspends in 2025/26. As detailed within the plan for 2026/27, the agreed plan had a shortfall of £16m, which has been funded by Health Boards, but work to mitigate that value over the year will be ongoing.

Main risks include:

- Growth within NHS England activity

Opportunities include contract savings on High Secure and reductions of HPN costs by switching home care providers.

JCC Finance Summary - by Key drivers

Financial Month ▼

1 ▼

Sub-total	Top over spends	Top under spends	Total
[-] NHS Wales contracts	£4,378	(£5,890)	(£1,512)
Cardiff	£3,264		£3,264
Other	£43		£43
Plan Provisions		(£5,890)	(£5,890)
Swansea	£1,071		£1,071
[-] Thrombectomy	£1,639	(£554)	£1,085
Cardiff		(£554)	(£554)
North Bristol	£1,639		£1,639
[-] PRRT	£665		£665
Velindre	£665		£665
[-] Other		(£137)	(£137)
Other		(£137)	(£137)
Total	£6,682	(£6,581)	£101

The overall year-to-date position at Month 1 is **an overspend of £0.9m, with a year-end forecast of £0.1m.**

NHS Wales contracts - (£1.5m) net underspend:

Pressures arising in 2025/26 across various areas such as TAVI, Clinical Immunology, PICU/NICU and Haematology are expected to continue into 2026/27. Funding of these areas in the Plan is currently held in Reserves pending assessment of current year needs, which is netted against the reported position.

Thrombectomy - £1m overspend:

A detailed piece of work is to be completed around Mechanical Thrombectomy. South Wales services are currently provided through a limited provision at Cardiff, which opened in July 2025, with the remaining patients going to North Bristol.

PRRT - £0.7m overspend:

PRRT provision is transferring to Velindre from NHS England; the reported position is shown gross of the budget transfer until this has been calculated.

Other - (£0.1m) underspend

Savings:

Total **savings schemes** of £12m were agreed in the Plan to be delivered in 2026/27. The reported position shows the expectation that these will be achieved.

JCC Finance Summary - by provider/riskshare

Area	Annual Budget £'000	Budget to date £'000	Spend to date £'000	Variance to date £'000	Forecast Outturn £'000	Forecast Variance £'000
<input type="checkbox"/> NHS Wales	£943,588	£78,632	£79,880	£1,248	£947,966	£4,378
Cardiff & Vale	£349,988	£29,166	£30,028	£863	£353,252	£3,264
WAST	£306,763	£25,564	£25,564	-	£306,763	-
Swansea Bay	£157,426	£13,119	£13,473	£354	£158,497	£1,071
Betsi Cadwaladr	£55,353	£4,613	£4,584	(£28)	£55,013	(£340)
Velindre	£43,600	£3,633	£3,663	£30	£43,954	£354
Aneurin Bevan	£14,099	£1,175	£1,183	£8	£14,194	£95
Cwm Taf Morgannwg	£13,964	£1,164	£1,182	£18	£13,897	(£67)
Hywel Dda	£2,396	£200	£204	£4	£2,396	-
<input type="checkbox"/> Non Welsh SLA	£163,279	£13,607	£13,594	(£13)	£163,126	(£153)
<input type="checkbox"/> IPC	£59,223	£4,935	£4,939	£4	£59,271	£49
<input type="checkbox"/> Mental Health	£44,372	£3,698	£3,699	£1	£44,386	£14
<input type="checkbox"/> CIAG & Prior Year Commitments	£39,545	£3,295	£2,947	(£349)	£35,359	(£4,186)
<input type="checkbox"/> Direct Running Costs	£9,664	£805	£805	-	£9,664	-
<input type="checkbox"/> Renal	£3,371	£281	£281	-	£3,371	-
<input type="checkbox"/> Releases	-	-	-	-	-	-
<input type="checkbox"/> Savings	-	-	-	-	-	-
JCC Total Expenditure	£1,263,041	£105,253	£106,145	£891	£1,263,143	£101

- For **NHS Wales contracts**, the reported position is based on 2025/26 contract monitoring data.
- For the **non-Welsh SLA**, the reported position is based primarily on 2025/26 contract monitoring data.
- The overall **IPC (Individual Patient Commissioning)** reported position is based primarily on 2025/26 reported out-turn.

Provider	Annual Budget £'000	Budget to date £'000	Spend to date £'000	Variance to date £'000	Forecast Year End Outturn £'000	Forecast Variance £'000
WAST	£306,763	£25,564	£25,564	-	£306,763	-
Velindre	£43,600	£3,633	£3,663	£30	£43,954	£354
Swansea Bay	£157,426	£13,119	£13,473	£354	£158,497	£1,071
Hywel Dda	£2,396	£200	£204	£4	£2,396	-
Cwm Taf Morgannwg	£13,964	£1,164	£1,182	£18	£13,897	(£67)
Cardiff & Vale	£349,988	£29,166	£30,028	£863	£353,252	£3,264
Betsi Cadwaladr	£55,353	£4,613	£4,584	(£28)	£55,013	(£340)
Aneurin Bevan	£14,099	£1,175	£1,183	£8	£14,194	£95
Welsh Provider Total	£943,588	£78,632	£79,880	£1,248	£947,966	£4,378

For ref: Total Welsh Provider prior year outturn (excl. WAST) £862,437

The **Welsh SLA** provider position at month 1 is a forecast **overspend of £4.4m.**

For Welsh contracts, the reported position is based on 2025/26 contract monitoring data. **Most of the financial issues were funded in the Plan, with the funding currently held in Reserves pending assessment of current needs.**

LTA Agreements:

Baseline contract values have been agreed across all Welsh providers. Most contract documents signed as of the date of this report.

The **main drivers of the forecast year-end overspends** are based on final 2025/26 contract monitoring data for Welsh providers. However, many of these were funded in the 2026/27 Plan, and funding will be moved out once the funding for this year is quantified.

Background to some of the overspends include:

- Cardiff & Vale/Haemophilia - pressures driven mainly by Veyvondi and Idelvion when compared to 2024/25.
- Cardiff & Swansea - TAVI (Cardiology) overperformance
- Cardiff & Vale/PICU BH - Bed days above baseline YTD.
- Cardiff & Vale/BMT - Increased activity of the more expensive Allogenic Matched Unrelated Donor procedure. Health board anticipate this will not be sustained.
- Swansea Renal inpatient activity - driven by both inpatient and dialysis activity

Provider Overview: Other areas

Area	Annual Budget £'000	Budget to date £'000	Spend to date £'000	Variance to date £'000	Forecast Outturn £'000	Forecast Variance £'000
+ Non Welsh SLA	£163,279	£13,607	£13,594	(£13)	£163,126	(£153)
+ IPC	£59,223	£4,935	£4,939	£4	£59,271	£49
+ Mental Health	£44,372	£3,698	£3,699	£1	£44,386	£14
+ CIAG & Prior Year Commitments	£39,545	£3,295	£2,947	(£349)	£35,359	(£4,186)
+ Direct Running Costs	£9,664	£805	£805	-	£9,664	-
+ Renal	£3,371	£281	£281	-	£3,371	-
+ Releases	-	-	-	-	-	-
+ Savings	-	-	-	-	-	-
Total Other Providers	£319,453	£26,621	£26,265	(£356)	£315,177	(£4,276)

Non Welsh SLAs:

The **Non Welsh SLA provider position** at month 1 is a forecast **underspend of £0.2m**. The reported position is based primarily on 2025/26 contract monitoring data.

Please note that there is a formal project in place around Referral Management into NHSE provision and pathways; this will be ongoing throughout the financial year.

Mental Health:

The **Mental Health position** at month 1 is a forecast breakeven position. This excludes potential savings on the High Secure spend, due to reducing bed-days, which will be worked through shortly.

The reported position is based on the final 2025/26 out-turn at this point, and will be updated to current patient data for Month 2.

The Caswell unit provided through SBUHB remains restricted to JCC activity, and discussions will ensue around funding arrangements again for this financial year.

Direct Running Costs:

The **DRC position** for the NWJCC team at month 1 reports a breakeven position forecast for year-end.

Individual Patient Commissioning (including IPFR):

The **IPC position** at month 1 reports a **forecast breakeven position**. The reported position is based on the final 2025/26 out-turn, and will be updated to current patient data for Month 2.

Whilst the IPC areas showed material financial pressures within 2025/26, these were largely funded in the 2026/27 JCC Plan.

Please note the JCC have requested a formal project into IPC spends and pathways; this will be ongoing throughout the financial year.

Savings

Heading	Annual Budget £'000	Budget to date £'000	Savings reported to date £'000	Variance to date £'000	Forecast Outturn £'000	Forecast Variance £'000
<input type="checkbox"/> NHS Wales	(£11,997)	(£1,000)	(£117)	£883	(£11,997)	-
<input type="checkbox"/> Cardiff & Vale	(£7,087)	(£591)	-	£591	(£7,087)	-
<input type="checkbox"/> Swansea Bay	(£3,177)	(£265)	-	£265	(£3,177)	-
<input type="checkbox"/> Betsi Cadwaladr	(£1,118)	(£93)	(£93)	-	(£1,118)	-
<input type="checkbox"/> Aneurin Bevan	(£284)	(£24)	(£24)	-	(£284)	-
<input type="checkbox"/> Cwm Taf Morgannwg	(£282)	(£23)	-	£23	(£282)	-
<input type="checkbox"/> Hywel Dda	(£49)	(£4)	-	£4	(£49)	-
Total Savings as per ICP	(£11,997)	(£1,000)	(£117)	£883	(£11,997)	-

Total **savings schemes** of £12m were agreed as part of the 2026/27 Plan, reflecting 2% for NHS Wales providers. These savings will be discussed in collaboration between the providers and the JCC. The financial plan is premised on additional commissioner contributions totalling £16.2m. There is a commitment to work collaboratively to mitigate that value over the year.

RISKS

In developing the 2026/27 Plan, the Joint Commissioning Committee agreed to £16.2m of Health Board funding. This is to be mitigated in-year with any additional savings identified, on top of £12m allocated to Welsh providers to save in collaboration with the JCC team.

It should also be noted that these options did not provide for additional growth in activity from 2025/26 levels. The plan was agreed by the JCC on the 30st March 2026.

Successful mitigation of these risks require collaborative efficiency and savings programmes to be jointly delivered by NWJCC, Health Boards and WAST.

Current reported risks include:

- NHS England growth in activity

At this stage in the year, we are working to implement our plan and as such, the identification of risks will be part of this.

OPPORTUNITIES

Opportunities are being explored across various areas going forward, including product procurement/ medicines management.

These currently include:

- Mental Health - Ashworth High Secure contract - potential contract savings of £1m
- IPC - HPN costs - potential savings from patient switching of £500k

Commissioner Overview - summary

Financial Month ▼

1 ▼

Budgeted Income £'000	ABUHB	BCUHB	CTMUHB	CVUHB	HDUHB	PTHB	SBUHB	Total
Income	£452,421	£547,407	£341,260	£391,222	£298,170	£122,293	£307,433	£2,460,205

This page provides a breakdown of how the JCC budget is funded by the seven Health Boards.

Share of Forecast Year-end Variance by Area £'000	ABUHB	BCUHB	CTMUHB	CVUHB	HDUHB	PTHB	SBUHB	Total Forecast Variance
NHS Wales	£1,084	£39	£791	£575	£833	£180	£876	£4,378
IPC	£220	(£78)	(£102)	(£36)	(£133)	£146	£32	£49
Mental Health	£3	£3	£2	£2	£2	£1	£2	£14
Direct Running Costs	-	-	-	-	-	-	-	-
Releases	-	-	-	-	-	-	-	-
Renal	-	-	-	-	-	-	-	-
Savings	-	-	-	-	-	-	-	-
Non Welsh SLA	(£409)	£1,060	(£315)	(£104)	(£153)	(£174)	(£59)	(£153)
CIAG & Prior Year Commitments	(£752)	(£1,121)	(£523)	(£591)	(£441)	(£173)	(£586)	(£4,186)
Total Share of Year-End Variance	£146	(£97)	(£147)	(£152)	£107	(£20)	£266	£101

Any over/under spend is returned to Commissioners based on the risk sharing framework which was agreed by Joint Committee and implemented from April 2019. This is currently based predominantly on a 2-year average of **2018/19 and 2019/20 activity**. It was agreed to **update these during 2025/26 for use in-year**.

This table highlights the current trajectory to Commissioner positions, by area, based on current year-end forecasts.

Share of Year-to-date Position £'000	ABUHB	BCUHB	CTMUHB	CVUHB	HDUHB	PTHB	SBUHB	Total
2025/26	(£157)	£581	(£100)	(£186)	(£72)	£13	(£78)	£0
2026/27	£127	£129	£75	£85	£88	£24	£363	£891

This table to the left reports the position at the current month.

INCOME/EXPENDITURE ASSUMPTIONS

There are no notified disputes regarding the income assumptions related to the JCC IMTP. Invoices over 11 weeks in age detailed to aid LHB's in clearing them before arbitration dates:

- none

PUBLIC SECTOR PAYMENT COMPLIANCE

As at the end of Q4 2025/26 WHSSC had achieved **99.4% compliance for NHS invoices paid within 30 days by value and 96.1% by number.**


For non-NHS invoices WHSSC had achieved 97.7% in value for invoices paid within 30 days and 97.1% by number.

This data is updated on a quarterly basis; the next update will be provided following the end of Q1 of 2026/27.

RESPONSES TO ACTION NOTES FROM WG MMR RESPONSES

Responses to the points raised within the WG MMR responses letter has been covered within a separate correspondence.

CONFIRMATION OF REPORT



Stacey Taylor
Deputy Chief Commissioner



Huw George
Interim Chief Commissioner

NWJCC / JCC - NHS Wales Joint Commissioning Committee
ALAS - Artificial Limbs and Appliances Services
CAMHS - Child and Adolescent Mental Health Services
CUF - Commissioning Uplift Factor
DDRC - Diving Diseases Research Centre
DRC - Direct Running Costs
EASC - Emergency Ambulance Services Committee (now part of NWJCC)
ED - Eating Disorders
EMRTS - Emergency Medical Retrieval & Transfer Service
HPN - Home Parenteral Nutrition
ICD - Interventional Cardiac Devices
ICP - Integrated Commissioning Plan
IPC/IPFR - Individual Patient Commissioning / Funding Request
IVF - In Vitro Fertilisation
NICU - Neonatal Intensive Care
NCCU - National Collaborative Commissioning Unit
NHSE - NHS England
OOA - Out of Area
PETIC - Positron Emission Tomography Imaging Centre
PICU - Paediatric Intensive Care
PSPP - Public Sector Payment Compliance
SLA - Service Level Agreement
TAVI - Trans Aortic Valve Implant (Cardiology)
WAST - Welsh Ambulance Services Trust
WHSSC - Welsh Health Specialised Services Committee (now part of NWJCC)
WG - Welsh Government
WRP - Welsh Risk Pool

Appendix B: Commissioner Overview: ABUHB

ABUHB Commissioner Contribution to JCC

Budgeted Income £'000	EOYF £'000	Total £'000
£231,767	£146	£231,913

EOYF Variance as a % of Budgeted Income 0.06%

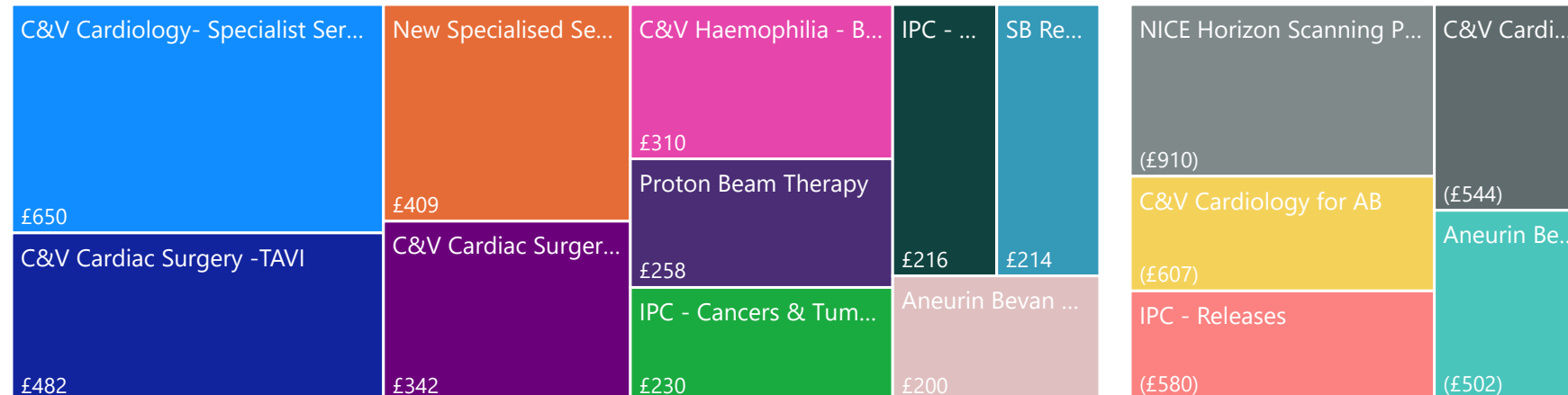
NHS Wales Breakdown

	YTD Variance £'000	EOYF Variance £'000
Cardiff & Vale	£192	£978
Velindre	£12	£139
Swansea Bay	£6	£74
Cwm Taf Morgannwg	£4	-
Betsi Cadwaladr	£4	£43
Hywel Dda	-	-
WAST	-	-
Aneurin Bevan	(£13)	(£150)
Total	£206	£1,084

Breakdown of EOYF Variance by Area:

NHS Wales	IPC	Mental Health	Direct Running Costs	Releases	Renal	Savings	Non Welsh SLA	CIAG & Prior Year Commitments	Total
£1,084	£220	£3	-	-	-	-	(£409)	(£752)	£146

Top 15 Services by EOYF Variance £'000 - top 10 overspends and top 5 underspends



Comments/Notes:

Aneurin Bevan residents services come primarily from Cardiff & Vale UHB, NHS England and private providers in relation to Mental Health individual placements.

The year-end position of £146k overspent includes the following main components:

- Cardiology through Cardiff & Vale - £43k overspent on AB Cardiology (across 3 lines)
- TAVI activity through Cardiff & Vale - £482k overspent in total, from a projected over-activity from the provider. Please note there is 26/27 Plan funding to come against this line.
- Thrombectomy activity through North Bristol; linked to the new Cardiff service and the coming Thrombectomy review.

Please see the NWJCC risk-share tables for more details by individual lines.

Appendix B: Commissioner Overview: BCUHB

BCUHB Commissioner Contribution to JCC

Budgeted Income £'000	EOYF £'000	Total £'000
£547,407	(£97)	£547,310

EOYF Variance as a % of Budgeted Income -0.02%

NHS Wales Breakdown

	YTD Variance £'000	EOYF Variance £'000
Aneurin Bevan	-	-
Betsi Cadwaladr	(£43)	(£517)
Cardiff & Vale	£179	£374
Cwm Taf Morgannwg	£5	-
Hywel Dda	-	-
Swansea Bay	£12	£183
Velindre	-	-
WAST	-	-
Total	£154	£39

Breakdown of EOYF Variance by Area:

Non Welsh SLA	NHS Wales	Mental Health	Direct Running Costs	Releases	Renal	Savings	IPC	CIAG & Prior Year Commitments	Total
£1,060	£39	£3	-	-	-	-	(£78)	(£1,121)	(£97)

Top 15 Services by EOYF Variance £'000 - top 10 overspends and top 5 underspends

Top 10 Overspends					Top 5 Underspends	
Manchester University Foundation Trust (...)	Royal Free London N...	C&V Ha...	BC Dru...	Proton...	Liverpool Heart and ...	BC PET Scan
£1,266	£718	£368	£312	£307	(£1,657)	(£824)
Christie NHS Foundation Trust	Mersey & West Lanc...	SB Renal		Liverp...	NICE Horizon Scanni...	Alder Hey Chil...
£1,017	£534	£259		£231	(£1,081)	(£755)
		Eculizumab				Provisions C&...

Comments/Notes:

Betsi Cadwaladr residents services come primarily from their own Health Board, NHS England and private providers in relation to Mental Health individual placements.

The year-end position of £97k underspent includes the following main components:

- NHSE - growth continuing from 2024/25 and being monitored - £1m for Christie's and £1.3m for Manchester.
- NHSE - £718k relating to Nephrectomies for BCUHB patients through Royal Free

Please see the NWJCC risk-share tables for more details by individual lines.

Appendix B: Commissioner Overview: CVUHB

CVUHB Commissioner Contribution to JCC

Budgeted Income £'000	EOYF £'000	Total £'000
£391,222	(£152)	£391,070

EOYF Variance as a % of Budgeted Income -0.04%

NHS Wales Breakdown

	YTD Variance £'000	EOYF Variance £'000
Aneurin Bevan	£11	£90
Betsi Cadwaladr	£3	£36
Cardiff & Vale	£173	£507
Cwm Taf Morgannwg	£4	-
Hywel Dda	-	-
Swansea Bay	(£7)	(£159)
Velindre	£8	£102
WAST	-	-
Total	£192	£575

Breakdown of EOYF Variance by Area:

NHS Wales	Mental Health	Direct Running Costs	Releases	Renal	Savings	IPC	Non Welsh SLA	CIAG & Prior Year Commitments	Total
£575	£2	-	-	-	-	(£36)	(£104)	(£591)	(£152)

Top 15 Services by EOYF Variance £'000 - top 10 overspends and top 5 underspends

Top 10 Overspends					Top 5 Underspends		
C&V PICU BH	C&V Cardiac Surger...	C&V HDU	C&V Cardiac...	Proton Bea...	NICE Horizon Scan...	IPC - R...	C&V ...
£338	£317	£257	£232	£218	(£768)	(£404)	(£370)
New Specialised Servic...	C&V Haemophilia - ...	C&V Paediatric ...	SB Renal	Eculizumab	C&V Cardiology- S...	SB IVF (Welsh co...	
£335	£262	£248	£170	£169	(£433)	(£287)	

Comments/Notes:

Cardiff & Vale residents services come primarily from Cardiff & Vale UHB, NHS England and private providers in relation to Mental Health individual placements.

The current year-end position of £152k underspent includes the following main components:

- TAVI activity through Cardiff & Vale - £317k overspent in total, from a projected over-activity from the provider. Please note there is 26/27 Plan funding to come against this line.
- PICU - £338k overspend in relation to additional activity
- Thrombectomy activity through North Bristol; linked to the new Cardiff service and the coming Thrombectomy review.

Please see the NWJCC risk-share tables for more details by individual lines.

Appendix B: Commissioner Overview: CTMUHB

CTMUHB Commissioner Contribution to JCC

Budgeted Income £'000	EOYF £'000	Total £'000
£341,260	(£147)	£341,113

EOYF Variance as a % of Budgeted Income -0.04%

NHS Wales Breakdown

	YTD Variance	EOYF Variance
Aneurin Bevan	£12	£98
Betsi Cadwaladr	£3	£32
Cardiff & Vale	£188	£569
Cwm Taf Morgannwg	(£2)	(£67)
Hywel Dda	-	-
Swansea Bay	£25	£60
Velindre	£8	£99
WAST	-	-
Total	£233	£791

Breakdown of EOYF Variance by Area:

NHS Wales	Mental Health	Direct Running Costs	Releases	Renal	Savings	IPC	Non Welsh SLA	CIAG & Prior Year Commitments	Total
£791	£2	-	-	-	-	(£102)	(£315)	(£523)	(£147)

Top 15 Services by EOYF Variance £'000 - top 10 overspends and top 5 underspends

Top 10 Overspends		Top 5 Underspends	
New Specialised Services ... £278	Proton Beam Ther... £195	C&V Cardiac Surgery his... £165	C&V HDU £148
C&V Haemophilia - Blood ... £235	C&V PICU BH £176	SB Renal £161	Prior Y... £122
		Eculizumab £151	SB Cardiac Surgery... £111
			NICE Horizon Scanni... (£689)
			IPC - ... (£276)
			C&V ... (£263)
			Guy's and St Thoma... (£295)
			Provisions C&V... (£245)

Comments/Notes:

Cwm Taf Morgannwg residents services come primarily from Cardiff & Vale UHB, Swansea Bay UHB, NHS England and private providers in relation to Mental Health individual placements.

The year-end position of £147k underspent includes the following main components:

- Thrombectomy activity through North Bristol; linked to the new Cardiff service and the coming Thrombectomy review.

Please see the NWJCC risk-share tables for more details by individual lines.

Appendix B: Commissioner Overview: HDUHB

HDUHB Commissioner Contribution to JCC

Budgeted Income £'000	EOYF £'000	Total £'000
£298,170	£107	£298,277

EOYF Variance as a % of Budgeted Income 0.04%

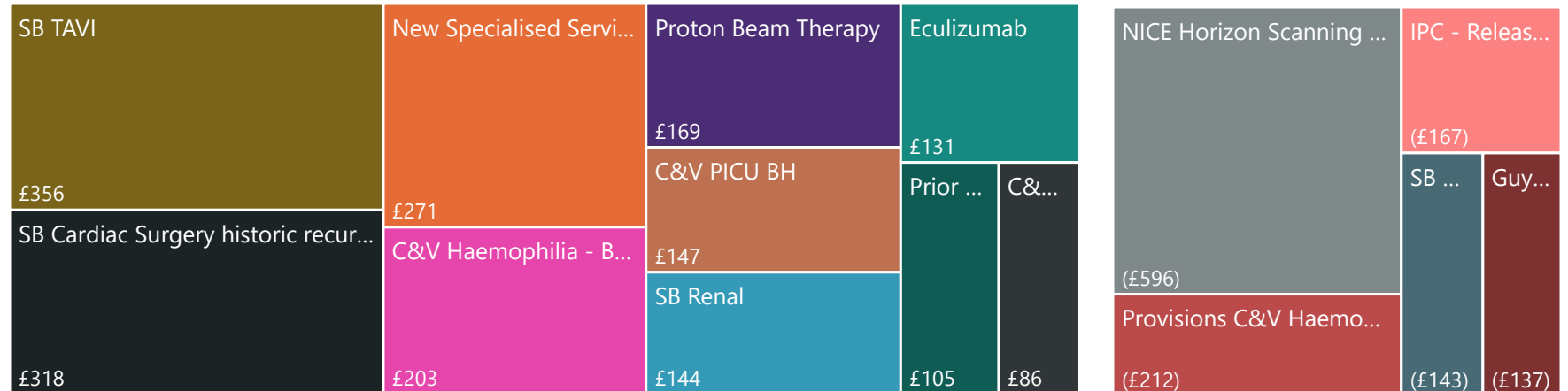
NHS Wales Breakdown

	YTD Variance £'000	EOYF Variance £'000
Aneurin Bevan	£4	£31
Betsi Cadwaladr	£2	£28
Cardiff & Vale	£149	£363
Cwm Taf Morgannwg	£3	-
Hywel Dda	£4	-
Swansea Bay	£70	£406
Velindre	£0	£5
WAST	-	-
Total	£232	£833

Breakdown of EOYF Variance by Area:

NHS Wales	Mental Health	Direct Running Costs	Releases	Renal	Savings	IPC	Non Welsh SLA	CIAG & Prior Year Commitments	Total
£833	£2	-	-	-	-	(£133)	(£153)	(£441)	£107

Top 15 Services by EOYF Variance £'000 - top 10 overspends and top 5 underspends



Comments/Notes:

Hywel Dda residents services come primarily from Cardiff & Vale UHB, Swansea Bay UHB, NHS England and private providers in relation to Mental Health individual placements.

The year-end position of £107k overspent includes the following main components:

- Swansea Bay - Cardiology and TAVI overactivity of £318k and £356k. Please note there is 26/27 Plan funding to come against this line.
- Thrombectomy activity through North Bristol; linked to the new Cardiff service and the coming Thrombectomy review.

Please see the NWJCC risk-share tables for more details by individual lines.

Appendix B: Commissioner Overview: PTHB

Financial Month ▼

1 ▼

PTHB Commissioner Contribution to JCC

Budgeted Income £'000	EOYF £'000	Total £'000
£122,293	(£20)	£122,272

EOYF Variance as a % of Budgeted Income -0.02%

NHS Wales Breakdown

	YTD Variance £'000	EOYF Variance £'000
Aneurin Bevan	£0	£6
Betsi Cadwaladr	£1	£10
Cardiff & Vale	£42	£109
Cwm Taf Morgannwg	£1	-
Hywel Dda	-	-
Swansea Bay	£6	£47
Velindre	£1	£8
WAST	-	-
Total	£50	£180

Breakdown of EOYF Variance by Area:

NHS Wales	IPC	Mental Health	Direct Running Costs	Releases	Renal	Savings	CIAG & Prior Year Commitments	Non Welsh SLA	Total
£180	£146	£1	-	-	-	-	(£173)	(£174)	(£20)

Top 15 Services by EOYF Variance £'000 - top 10 overspends and top 5 underspends

Top 10 Overspends		Top 5 Underspends	
Birmingham Women's & Childre... £178	IPC - Adult Respiratory £72	Proton Beam Therapy £58	IPC - Gene... £51
	C&V Haemophilia - Bloo... £70	Imperial College He... £56	SB Renal £51
IPC - Cancers & Tumours £77	IPC - Other £64	IPC - Women & Chil... £53	
			University Hospitals... (£212)
			IPC - Releases (£193)
			NICE Horizon Scann... (£204)
			University Hosp... (£83)
			Provisions C&V ... (£73)

Comments/Notes:

Powys residents services come primarily from Cardiff & Vale UHB, Swansea Bay UHB, NHS England and private providers in relation to Mental Health individual placements.

The year-end position of £20k underspent includes the following main components:

- NHS England - various overspends including £178k towards Birmingham Womens and Childrens
- NHS England - various underspends including £212k towards University Hospital North Midlands

Please see the NWJCC risk-share tables for more details by individual lines.

Appendix B: Commissioner Overview: SBUHB

SBUHB Commissioner Contribution to JCC

Budgeted Income £'000	EOYF £'000	Total £'000
£307,433	£266	£307,698

EOYF Variance as a % of Budgeted Income 0.09%

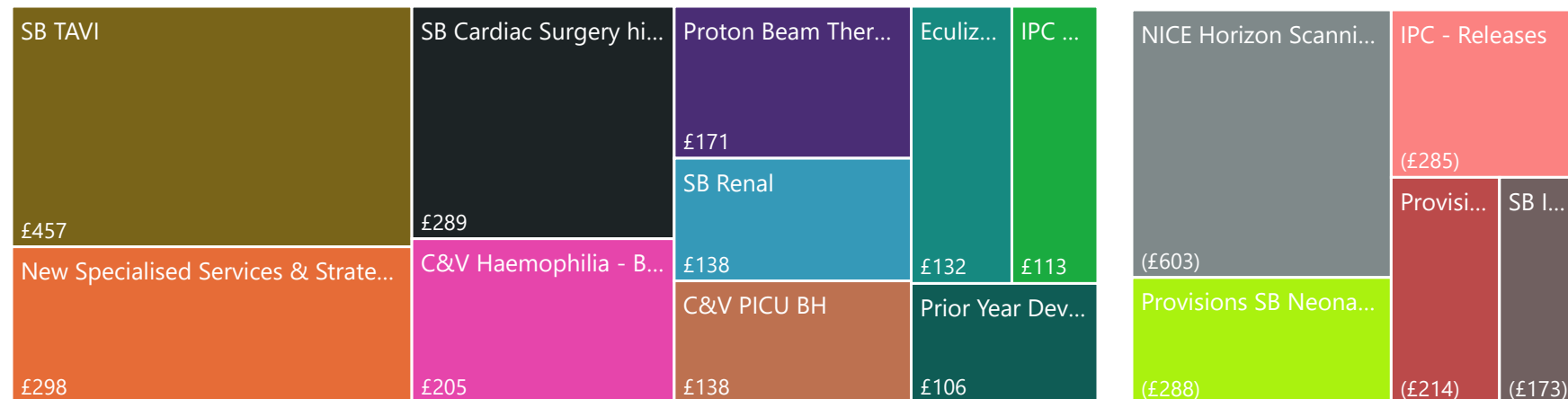
NHS Wales Breakdown

	YTD Variance £'000	EOYF Variance £'000
Aneurin Bevan	£3	£22
Betsi Cadwaladr	£2	£28
Cardiff & Vale	£151	£364
Cwm Taf Morgannwg	£3	-
Hywel Dda	-	-
Swansea Bay	£359	£459
Velindre	£0	£2
WAST	-	-
Total	£519	£876

Breakdown of EOYF Variance by Area:

NHS Wales	IPC	Mental Health	Direct Running Costs	Releases	Renal	Savings	Non Welsh SLA	CIAG & Prior Year Commitments	Total
£876	£32	£2	-	-	-	-	(£59)	(£586)	£266

Top 15 Services by EOYF Variance £'000 - top 10 overspends and top 5 underspends



Comments/Notes:

Swansea Bay residents services come primarily from Cardiff & Vale UHB, Swansea Bay UHB, NHS England and private providers in relation to Mental Health individual placements.

The year-end position of £266k overspent includes the following main components:

- TAVI activity through Swansea Bay - £457k overspent in total. Savings from the Cardiac Surgery rebasing are expected to help cover this spend, but is currently tied up in fixed costs and will be considered in the Phase 2 part of this project. Please note there is also 26/27 Plan funding to come against this line.
- Thrombectomy activity through North Bristol; linked to the new Cardiff service and the coming Thrombectomy review.

Please see the NWJCC risk-share tables for more details by individual lines.