



GIG
CYMRU
NHS
WALES

Cyd-bwyllgor
Comisiynu
Joint Commissioning
Committee

NHS Wales Joint Commissioning Committee (JCC)

Financial Position Report

Financial Year

2024/25



Financial Month

9



Author: Acting Assistant Director of Finance & Information - Sandy Tallon

Executive Lead: Director of Finance & Information - Stacey Taylor

Date Produced: 13 January 2025



Report Contents

Area	Page Number(s)
Background/Introduction	3
Finance Summary	4
Risks/Opportunities	5
Commissioner Overview	6
Welsh Provider Overview	7
Other Provider Areas Overview	8
Savings	9
Income/PSPP/Actions Notes	10
Confirmation of Report	11
Glossary	12



Annual Budget £'000	Budget to date £'000	Spend to date £'000	Variance to date £'000	Forecast Outturn £'000	Forecast Variance £'000
£1,149,318	£861,989	£866,821	£4,832	£1,155,160	£5,842

The reported position is based on the following:

The overall year-to-date JCC position at month 9 is an **overspend of £4.832m**, with a forecast **year end overspend of £5.842m**. The financial position is reported against the 2024/25 baselines following approval of the WHSSC and EASC 2024-27 Integrated Commissioning Plans (ICP) by their Joint Committees on 19th March 2024, which are now merged into the new JCC. The remit of the JCC is to deliver a plan for Health Boards within an overall financially balanced position. However, the composite individual positions are important and are dealt with in this financial report, together with consideration of corrective actions as the need arises.

- NHS Wales Providers – based on month 8 and year-end forecast data received from Providers. Some adjustments to the provider year-end forecasts have been made by the JCC team in relation to specific areas requiring review during 2024/25 e.g. Cardiac Surgery / TAVI's.
- NHS England Providers – based on month 8 and year-end forecast data received from Providers.
- Mental Health & IPFR – live patient data on agreed placements as at the end of the month, plus funding approvals and purchased block bed capacity.

Please note that the year-end forecast overspend is currently £5.8m. Therefore, further mitigations would be required to deliver the approved plans to break-even.

Risks to the position (see page 5 for further detail):

The adopted JCC plans were based on the Month 8 2023/24 financial position, and set in the context of a baseline plan. The movement since this presents further risk and challenge in delivering the 2024/25 plan. Please note the previously reported risks of the Red Savings schemes are now mitigated by Development slippage, and is therefore included in the reported position. Outstanding risks include:

1. **NHS England - The current position includes £7.6m of anticipated income to cover the NHS England 2024/25 activity and CUF. Welsh Government have already confirmed £0.5m funding, and have stated that health boards are fully funded for the 3.9% NHS England tariff increase, which will need to be passed over to the NWJCC.**
2. Additional TAVI activity, in line with the reduced Cardiac Surgery activity. Cardiac Surgery savings at marginal rate have been taken against the Savings target, leaving the TAVI spend as a financial pressure until the Cardiac Review can assess the remaining fixed costs. The Cardiff and Swansea provider year-end trajectories have each been reduced by £0.6m to reflect to-date positions.
3. Kidney Network - overall risk of £0.5m across the board on the renal budgets.
4. In-year financial pressures in certain areas, including ALAS, Gender reassignment, HPN homecare drugs and various Nice/drug spends. The relevant providers have supplied detailed projections and spend backing.

Governance & Contracting

Financial variation is distributed back to Health Boards using the established risk sharing framework which was agreed by Joint Committee and implemented from April 2019. This is based predominantly on a 2-year average utilisation calculated on the latest available complete year's data. Due to the nature of highly specialist, high cost and low volume services, a number of areas will continue to be risk shared on a population basis to avoid volatility in individual commissioner's position. Due to COVID and block contracting arrangements the current utilisation shares are based on a 2-year average of 2018/19 and 2019/20 activity. It was agreed to update the risk share during 2024/25.

The Finance Working Group has been re-established under the JCC, and Terms of Reference shared with Directors of Finance, with representatives requested. The first meeting took place on August 2nd, and will continue monthly.

JCC Finance Summary

Financial Year

Financial Month

Multiple selecti... ▾

9 ▾

Area	Annual Budget £'000	Budget to date £'000	Spend to date £'000	Variance to date £'000	Forecast Outturn £'000	Forecast Variance £'000
[-] NHS Wales	£848,726	£636,544	£645,157	£8,613	£858,704	£9,978
Cardiff & Vale	£317,473	£238,105	£243,735	£5,631	£323,986	£6,513
WAST	£275,358	£206,518	£206,518	-	£275,358	-
Swansea Bay	£139,234	£104,426	£108,092	£3,667	£143,276	£4,042
Betsi Cadwaladr	£51,198	£38,399	£37,912	(£487)	£50,886	(£312)
Velindre	£37,660	£28,245	£28,245	-	£37,660	-
Aneurin Bevan	£13,489	£10,117	£9,919	(£198)	£13,224	(£265)
Cwm Taf Morgannwg	£12,094	£9,071	£9,071	-	£12,094	-
Hywel Dda	£2,219	£1,664	£1,664	-	£2,219	-
[+] Non Welsh SLA	£144,917	£108,688	£107,049	(£1,639)	£143,427	(£1,490)
[+] IPFR	£67,506	£50,629	£55,966	£5,337	£74,141	£6,635
[+] Mental Health	£43,928	£32,946	£31,089	(£1,857)	£41,467	(£2,461)
[+] Developments	£34,488	£25,866	£18,858	(£7,007)	£29,914	(£4,574)
[+] Direct Running Costs	£9,472	£7,104	£6,896	(£208)	£9,264	(£208)
[+] IVF	£5,530	£4,147	£4,035	(£113)	£5,169	(£361)
[+] Renal	£4,752	£3,564	£3,429	(£135)	£4,575	(£177)
[+] Releases	-	-	(£1,500)	(£1,500)	(£1,500)	(£1,500)
[+] Savings	(£10,000)	(£7,500)	(£4,160)	£3,340	(£10,000)	-
JCC Total Expenditure	£1,149,318	£861,989	£866,821	£4,832	£1,155,160	£5,842

The overall year-to-date JCC position at month 9 is an **overspend of £4.832m**, with a forecast **year end overspend of £5,842m**. This is mainly driven by Cardiology (specifically TAVI's) and ALAS in Welsh providers.

For **CVUHB & SBUHB**, the reported position is based on November data but the year-end forecasts for TAVI has been amended from the provider returns to show the to-date position, pending the Cardiac Review.

For the **non-Welsh SLAs**, a forecast overspend of >£2m each is reported against two providers, with one provider overspend increasing by £0.6m from M8 and the other remaining unchanged. **An allocation of £7.6m is anticipated relating to the NHS England wage award for 2024/25, and reported as a Risk.**

The **Savings** schemes are currently categorised as £5.5m under green and amber schemes, **with the remaining red schemes being covered from Developments slippage**. This includes £2.5m of non-recurring balance sheet releases. All identified schemes have a dedicated Executive, Planning and Finance lead to monitor and track delivery throughout the year. In addition, **Developments funding** is continually being assessed to identify any further possible slippage e.g. recruitment to new posts.

IPFR spend is being examined as a deep dive every month. The overall IPFR position includes £2.9m on HPN homecare drugs, a £1.8m overspend on Eculizumab drugs and a £1.3m overspend on ERT. There is a further £2.8m overspend on general IPFR approvals, partially covered by £2m NICE drugs funding cover as funded in the ICP.

Route to Breakeven - work has been done internally with full integration with Health Boards, with presentations to the JCC on September 17th, October 15th and November 12th. Work will continue around analysing the financial position.

The related workplan has completed various actions, but has only mitigated cost pressures to date, and has not brought any overall decrease to the bottom line. Further updates will follow.

English provider recovery has been quicker than Welsh providers in general, driving overall contract growth with English contracts. There are ongoing discussions with WG around Planned Care funding.

RISKS

Risks include:

- **NHS England** - The current position includes £7.6m of anticipated income to cover the 2024/25 activity and CUF. Welsh Government has already confirmed £0.5m funding, and stated that health boards are fully funded for the 3.9% NHS England tariff increase, which will need to be passed over to the NWJCC.
- **Cardiology TAVI costs at both Cardiff & Vale and Swansea Bay providers - £1.1m has been removed from the provider year-end forecasts and kept at the to-date position pending the Cardiac Review outcomes.** There is increasing demand for this procedure, as agreed by Management Group in Dec 2023, and further work remains to be done within the overall cardiac surgery rebasing work, including work on the Cardiac Project Phase 2; this could free up significant fixed costs. The Cardiac savings have been taken against the Savings target at marginal rates, leaving the TAVI spend as a financial pressure until the Cardiac Review can assess the remaining fixed costs. The Cardiff and Swansea provider year-end forecasts have each been reduced by £0.6m.
- **The Welsh Kidney Network has increased costs in relation to growth and inflation.** This risk is a further £0.5m at this point.

Please note that red Savings schemes have been mitigated by recurring and non-recurring slippage on Developments.

Velindre - the paper around the Transfer of Non-specialist and NICE activity was agreed through Management Group on Nov 28th, and has been reflected in the Month 9 risk tables, and the Cash payments for January. Health Boards need to ensure prompt catchup of their revised Velindre contract positions, to enable Velindre to refund the JCC to date. The JCC remains at risk cash-wise until this is completed.

Other areas of risk to be closely monitored in-year where there are notable year-end forecast variances already in the position:

Top 10 Forecast Overspends by Provider & Service	EOYF Variance £'000
IPFR - Home Parenteral Nutrition (HPN) - Drugs	£2,883
Liverpool Heart and Chest Hospital NHS Foundation Trust	£2,800
Walton Centre NHS Foundation Trust	£2,800
Swansea Bay TAVI	£2,240
Cardiff & Vale ALAS	£1,900
IPFR - Eculizumab (A.H.U.S)	£1,835
Cardiff & Vale Cardiac Surgery-TAVI	£1,733
IPFR - Enzyme Replacement Therapy	£1,282
IPFR - Paed Cancer, Blood & Plastics	£1,228
Gender Gender	£1,070
Total	£19,770

OPPORTUNITIES

Opportunities are being explored across various areas, including product procurement/medicines management.

Please note the following are potential opportunities for information only, and are being worked through.

- All recent Funding Releases have been quantified to identify possible slippage. All identified slippage is reported within the financial position.
- Clinical Immunology - audit of policy adherence. The provider has also been queried around passing through new drugs prices from April
- Repatriation of Cardiac devices as per local investment - ABUHB specifically
- Slippage on Development monies has been utilised in the position to date - note this has now been badged against Savings scheme slippage

Commissioner Overview

Financial Year

Multiple selecti... ▾

Financial Month

9 ▾

Budgeted Income £'000	ABUHB	BCUHB	CTMUHB	CVUHB	HDUHB	PTHB	SBUHB	Total
Income	£211,810	£257,145	£159,940	£182,600	£138,213	£57,361	£142,250	£1,149,319

Share of Forecast Year-end Variance by Area £'000	ABUHB	BCUHB	CTMUHB	CVUHB	HDUHB	PTHB	SBUHB	Total Forecast Variance
NHS Wales	£1,977	£167	£1,591	£1,536	£1,993	£301	£2,420	£9,984
IPFR	£1,594	£1,111	£1,032	£1,442	£496	£369	£589	£6,632
Savings	-	-	-	-	-	-	-	-
Renal	(£33)	(£40)	(£25)	(£26)	(£22)	(£8)	(£21)	(£176)
Direct Running Costs	(£38)	(£47)	(£28)	(£36)	(£23)	(£10)	(£25)	(£208)
IVF	(£112)	£190	(£80)	(£197)	(£72)	£20	(£109)	(£361)
Non Welsh SLA	(£724)	£1,633	(£572)	(£597)	(£420)	(£265)	(£544)	(£1,489)
Releases	(£281)	(£334)	(£213)	(£238)	(£184)	(£63)	(£186)	(£1,500)
Mental Health	(£776)	(£144)	(£291)	(£278)	(£251)	(£287)	(£433)	(£2,461)
Developments	(£917)	(£669)	(£697)	(£993)	(£544)	(£162)	(£593)	(£4,574)
Total Share of Year-End Variance	£690	£1,866	£716	£612	£971	(£105)	£1,096	£5,846

2024/25	£212,501	£259,011	£160,656	£183,211	£139,183	£57,256	£143,346	£1,155,165
---------	----------	----------	----------	----------	----------	---------	----------	------------

Share of Year-to-date Position £000	ABUHB	BCUHB	CTMUHB	CVUHB	HDUHB	PTHB	SBUHB	Total
	£577	£1,649	£458	£308	£878	(£69)	£1,030	£4,832

This page provides a breakdown of how the JCC budget is funded by the seven Health Boards.

Any over/under spend is returned to Commissioners based on the risk sharing framework which was agreed by Joint Committee and implemented from April 2019. This is currently based predominantly on a 2-year average of **2018/19 and 2019/20 activity**. It was agreed to update utilisation for 2020/21 and 2021/22 activity would be too volatile given the downturn in activity due to COVID-19, but the intention is to **update these during 2024/25 for use in 2025/26**.

This table highlights the current trajectory to Commissioner positions, by area, based on current year-end forecasts.

This table to the left reports the position at the current month.

Welsh Provider Overview

Financial Year

Financial Month

Multiple selecti... ▾

9 ▾

Provider	Annual Budget £'000	Budget to date £'000	Spend to date £'000	Variance to date £'000	Forecast Year End Outturn £'000	Forecast Variance £'000
Aneurin Bevan	£13,489	£10,117	£9,919	(£198)	£13,224	(£265)
Betsi Cadwaladr	£51,198	£38,399	£37,912	(£487)	£50,886	(£312)
Cardiff & Vale	£317,473	£238,105	£243,735	£5,631	£323,986	£6,513
Cwm Taf Morgannwg	£12,094	£9,071	£9,071	-	£12,094	-
Hywel Dda	£2,219	£1,664	£1,664	-	£2,219	-
Swansea Bay	£139,234	£104,426	£108,092	£3,667	£143,276	£4,042
Velindre	£37,660	£28,245	£28,245	-	£37,660	-
WAST	£275,358	£206,518	£206,518	-	£275,358	-
Welsh Provider Total	£848,726	£636,544	£645,157	£8,613	£858,704	£9,978

For ref: Total Welsh Provider prior year outturn (excl. WAST) **£800,681**

The **Welsh SLA** provider position at month 9 is an **overspend of £8.613m**, with a forecast year end variance of **£9.978m**.

LTA Agreements:

All JCC/NHS Wales contracts have been agreed and signed, with all the Month 8 contract monitoring reflecting the new 24/25 currencies.

For CVUHB & SBUHB, the reported position is based on November data but the TAVI year-end forecasts for have been amended from the provider return to reflect the to-date position, pending the Cardiac Review.

To note:

- The transfer from the JCC to Health Boards of the non-specialist activity and NICE drugs through Velindre had been agreed in principle for some time. The paper was agreed through Management Group on Nov 28th, and has been reflected in the Month 9 risk tables and JCC January cash payments.

Top 10 Drivers of Variance to date by Provider & Service £'000

- Swansea Bay TAVI
- Cardiff & Vale Cardiac Surgery-TAVI
- Cardiff & Vale ALAS
- Cardiff & Vale NICE / High Cost Drugs
- Cardiff & Vale Clinical Immunology
- Cardiff & Vale Paeds Respiratory Equip...
- Cardiff & Vale Liver Surgery
- Swansea Bay Renal
- Cardiff & Vale Renal Surgery
- Cardiff & Vale HDU

Swansea Bay TAVI	Cardiff & Vale ALAS	Cardiff &...	Cardiff ...
£2,240	£1,148	£453	£425
Cardiff & Vale Cardiac Surgery-TAVI	Cardiff & Vale NICE / High ...	Swansea ...	Cardiff ...
£1,733	£869	£424	£408
	Cardiff & Vale Clinical Imm...	Cardiff & Vale HDU	
	£521	£388	

The visual to the left highlights the **main drivers of the reported overspends** to date by Provider and Service. This is based on data to month 7 and will be continually reviewed to assess the risk to the position. Background to some of the overspends include:

- Swansea Bay and Cardiff & Vale/TAVI - overperformance against the old contracts; this will be updated in the new contract rebasing as agreed in the MG paper in December 2023.
- Cardiff & Vale/ALAS - price and activity pressures.
- Cardiff & Vale/NICE & High Cost Drugs.
- Cardiff & Vale/Clinical Immunology - driven by a combination of increases in homecare spend and additional drug costs.

Provider Overview: Other

Financial Year

Financial Month

Multiple selecti... ▾

9 ▾

Area	Annual Budget £'000	Budget to date £'000	Spend to date £'000	Variance to date £'000	Forecast Outturn £'000	Forecast Variance £'000
⊕ Non Welsh SLA	£144,917	£108,688	£107,049	(£1,639)	£143,427	(£1,490)
⊕ IPFR	£67,506	£50,629	£55,966	£5,337	£74,141	£6,635
⊕ Mental Health	£43,928	£32,946	£31,089	(£1,857)	£41,467	(£2,461)
⊕ Developments	£34,488	£25,866	£18,858	(£7,007)	£29,914	(£4,574)
⊕ Direct Running Costs	£9,472	£7,104	£6,896	(£208)	£9,264	(£208)
⊕ IVF	£5,530	£4,147	£4,035	(£113)	£5,169	(£361)
⊕ Renal	£4,752	£3,564	£3,429	(£135)	£4,575	(£177)
⊕ Releases		-	(£1,500)	(£1,500)	(£1,500)	(£1,500)
⊕ Savings	(£10,000)	(£7,500)	(£4,160)	£3,340	(£10,000)	-
Total Other Providers	£300,593	£225,444	£221,664	(£3,780)	£296,457	(£4,136)

Direct Running Costs:

The **DRC position** for the NWJCC team at month 9 reports a year to date **underspend of £0.208m**, with a **forecast year end underspend of £0.208m**.

There is some non-recurring project team funding to be agreed with Welsh Government; any funding not yet agreed is not reflected in the financial position.

Non Welsh SLAs:

The **Non Welsh SLA** provider position at month 9 is an **underspend of (£1.639m)**, with a forecast **year-end underspend of (£1.490m)**. An anticipated allocation of £7.6m to cover the NHS England uplift is also included within the position; for simplicity this includes smaller English values reported in other areas (eg. IPFR, Renal)

The reported position is based on month 8 data where received from providers, or on on 9/12ths of 2023/24 outturn positions with inflationary uplift provisions.

Included in the ICP is a **£1m savings target relating to NHS England referral management**, currently badged as red and covered from Developments slippage.

Mental Health:

The **Mental Health** position at month 9 is an **underspend of (£1.857m)**, with a forecast year end **underspend of (£2.461m)**.

The JCC finance team have worked extensively on the enhanced observation approvals and processes, leading to a reducing trajectory to year-end. It is noted that the underspend position has improved by £0.9m in M9, driven by a combination of high secure, eating disorders and forensic mental health forecasts.

Included in the ICP is a **£1m savings target relating to the Mental Health strategy** (see savings section of report), which is currently reported as being achieved.

Individual Patient Funding Requests (IPFR):

The **IPFR position** at month 9 reports a **year to date overspend of £5.337m**, with a **forecast year end overspend of £6,632m**.

The year-end forecast includes £2.9m in relation to HPN, £2.8m in relation to general IPFR approvals and £1.3m in relation to Enzyme Replacement Therapy.

The general IPFR position includes an unusual number of high-cost individual approvals within the first few weeks of this financial year. A deep dive reconciliation of the approval amounts across annual and one-off approvals is being completed monthly internally. The IPFR team are assessing the overall position, as well as several ideas about reducing spend.

Heading	Annual Budget £'000	Budget to date £'000	Savings reported to date £'000	Variance to date £'000	Forecast Outturn £'000	Forecast Variance £'000
☐ Savings	(£10,000)	(£7,500)	(£4,160)	£3,340	(£10,000)	-
Balance sheet releases	(£2,496)	(£1,872)	(£1,872)	-	(£2,496)	-
24/25 Medicines Management	(£2,000)	(£1,500)	-	£1,500	(£2,000)	-
Cardiac Surgery re-alignment South Wales	(£1,500)	(£1,125)	(£1,125)	(£0)	(£1,500)	-
Mental Health Strategy - Reduce OOA & LOS	(£1,000)	(£750)	(£750)	-	(£1,000)	-
NHS E Referral Management	(£1,000)	(£750)	-	£750	(£1,000)	-
BCU Cardiac contract Rebasing	(£700)	(£525)	-	£525	(£700)	-
Cystic Fibrosis - New contract model S Wales	(£550)	(£413)	(£413)	-	(£550)	-
Additional schemes to be worked through	(£504)	(£378)	-	£378	(£504)	-
Cystic Fibrosis - New contract model N Wales	(£150)	(£113)	-	£113	(£150)	-
Genetics - Repatriate send out tests phase 2	(£100)	(£75)	-	£75	(£100)	-
Total Savings as per ICP	(£10,000)	(£7,500)	(£4,160)	£3,340	(£10,000)	-

For ref: Prior year savings delivery (£9,601)

The forecast position at month 9 **assumes delivery of the entire JCC savings target**. This includes the **£4.5m allocated to savings without specific projects at this point, which has been covered by recurring and non-recurring Developments slippage**.

Work is ongoing with commissioning teams to develop robust processes to monitor delivery; this is closely monitored with the JCC Director team and reported transparently to Health Board Commissioners.

The ICP includes a **£10m savings target**, equivalent to **3%** of £330m influenceable cost base across drugs and devices, Independent Sector and NHS England referrals.

It should be noted that the expectation from Welsh Government set out in the funding allocation letter was a minimum of 2%.

At this stage, £5.5m has been identified as green/amber, with a **further £4.5m to be developed. This £4.5m is being covered by recurring and non-recurring Developments slippage.**

In addition, WAST are required to deliver a 2.2% savings target (c. £6.4m) to report a breakeven position against the funding provided (netted off against WAST contract baselines). This will be monitored closely and feedback will be provided to the Committee if there is any risk to delivery or required actions.

INCOME/EXPENDITURE ASSUMPTIONS

There are no notified disputes regarding the income assumptions related to the JCC IMTP. Invoices over 11 weeks in age detailed to aid LHB's in clearing them before arbitration dates:

- none

PUBLIC SECTOR PAYMENT COMPLIANCE

As at the end of Q3 2024/25 WHSSC had achieved **98.0% compliance for NHS invoices paid within 30 days by value and 93.7% by number.**


For non-NHS invoices WHSSC had achieved 97.9% in value for invoices paid within 30 days and 99.3% by number.

This data is updated on a quarterly basis; the next update will be provided following the end of Q4.

RESPONSES TO ACTION NOTES FROM WG MMR RESPONSES

Responses to the points raised within the WG MMR responses letter has been covered within a separate correspondence.

CONFIRMATION OF REPORT



Stacey Taylor
Interim Chief Commissioner



Gwen Kohler
Deputy Director of Finance & Information

NWJCC / JCC - NHS Wales Joint Commissioning Committee
ALAS - Artificial Limbs and Appliances Services
CAMHS - Child and Adolescent Mental Health Services
CUF - Commissioning Uplift Factor
DDRC - Diving Diseases Research Centre
DRC - Direct Running Costs
EASC - Emergency Ambulance Services Committee (now part of NWJCC)
ED - Eating Disorders
EMRTS - Emergency Medical Retrieval & Transfer Service
ICD - Interventional Cardiac Devices
ICP - Integrated Commissioning Plan
IPC/IPFR - Individual Patient Commissioning / Funding Request
IVF - In Vitro Fertilisation
NCCU - National Collaborative Commissioning Unit
NHSE - NHS England
OOA - Out of Area
PETIC - Positron Emission Tomography Imaging Centre
PSPP - Public Sector Payment Compliance
SLA - Service Level Agreement
TAVI - Trans Aortic Valve Implant (Cardiology)
WAST - Welsh Ambulance Services Trust
WHSSC - Welsh Health Specialised Services Committee (now part of NWJCC)
WG - Welsh Government

ABUHB Commissioner Contribution to JCC

Budgeted Income £'000	EOYF £'000	Total £'000
£211,810	£690	£212,501
<i>EOYF Variance as a % of Budgeted Income</i>		0.33%

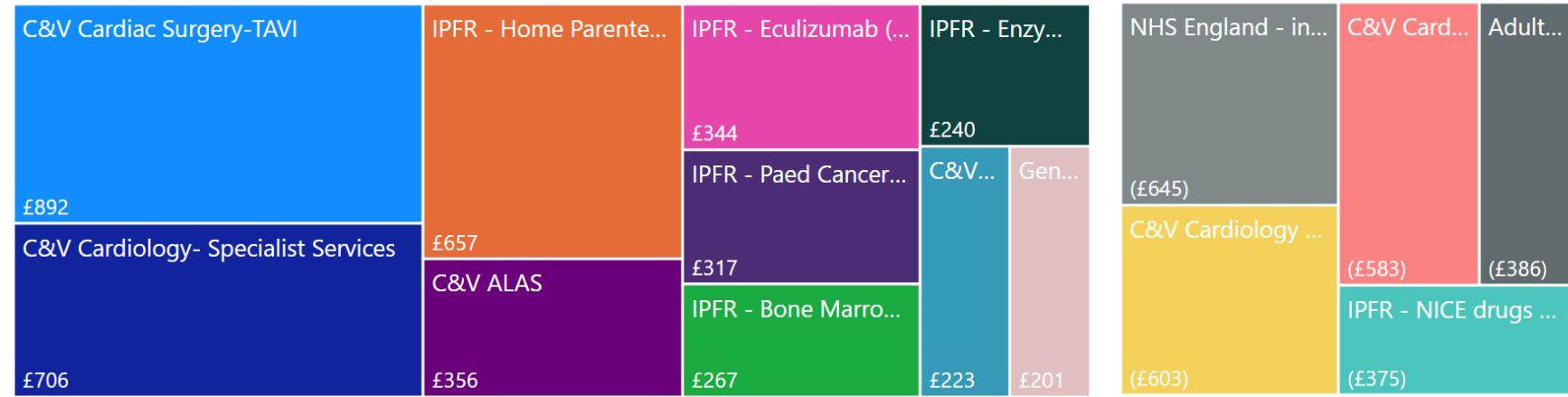
NHS Wales Breakdown

	YTD Variance £'000	EOYF Variance £'000
Cardiff & Vale	£1,775	£1,965
Swansea Bay	£200	£246
Betsi Cadwaladr	£34	£34
Cwm Taf Morgannwg	-	-
Hywel Dda	-	-
Velindre	-	-
WAST	-	-
Aneurin Bevan	(£201)	(£268)
Total	£1,809	£1,977

Breakdown of EOYF Variance by Area:

NHS Wales	IPFR	Savings	Renal	Direct Running Costs	IVF	Releases	Non Welsh SLA	Mental Health	Developments	Total
£1,977	£1,594	-	(£33)	(£38)	(£112)	(£281)	(£724)	(£776)	(£917)	£690

Top 15 Services by EOYF Variance £'000 - top 10 overspends and top 5 underspends



Comments/Notes:

Aneurin Bevan residents services come primarily from Cardiff & Vale UHB, NHS England and private providers in relation to Mental Health individual placements.

The current year-end forecast variance of £690k overspent includes the following main components:

- Cardiology through Cardiff & Vale - £103k overspent in total, made up of £706k on general Specialist Cardiology, and an underspend of (£603k) on AB Cardiology
- TAVI activity through Cardiff & Vale - £892k overspent in total, from a projected over-activity from the provider. A detailed SBAR and projections have been requested from the provider.
- HPN homecare drugs - overspend of £657k related to the newly procured contract
- ALAS services (wheelchairs and prosthetics) through Cardiff & Vale - £356k overspent; recent data from the provider has been presented to Management Group
- Mental Health - overspends on Gender have been covered by significant underspends on Medium Secure Mental Health savings on enhanced observations and placements ...
- High cost drugs including ERT and NICE drugs, partially covered by drugs funding in the agreed ICP.

Please see the NWJCC risk-share tables for more details by individual lines.

BCUHB Commissioner Contribution to JCC

Budgeted Income £'000	EOYF £'000	Total £'000
£257,145	£1,866	£259,011

EOYF Variance as a % of Budgeted Income 0.73%


NHS Wales Breakdown

	YTD Variance £'000	EOYF Variance £'000
Aneurin Bevan	-	-
Betsi Cadwaladr	(£628)	(£451)
Cardiff & Vale	£364	£478
Cwm Taf Morgannwg	-	-
Hywel Dda	-	-
Swansea Bay	£122	£141
Velindre	-	-
WAST	-	-
Total	(£142)	£167

Breakdown of EOYF Variance by Area:

Non Welsh SLA	IPFR	IVF	NHS Wales	Savings	Renal	Direct Running Costs	Mental Health	Releases	Developments	Total
£1.633	£1.111	£190	£167	-	(£40)	(£47)	(£144)	(£334)	(£669)	£1.866

Top 15 Services by EOYF Variance £'000 - top 10 overspends and top 5 underspends



Comments/Notes:

Betsi Cadwaladr residents services come primarily from their own Health Board, NHS England and private providers in relation to Mental Health individual placements.

The current year-end forecast variance of £1,866k overspent includes the following main components:

- Walton - overspend of £2.8m forecast, from reverting back to a Cost & Volume basis. This includes £600k additional spend reported in M9 for Neurology drugs.
- Liverpool Heart & Chest - overspend of £2.8m forecast, from increasing activity. Increasing Cardiology activity is following the trend in South Wales providers as well.
- ALAS services (wheelchairs and prosthetics) through Cardiff & Vale - £424k overspent; recent data from the provider has been presented to Management Group. This position has affected BC as the risk-share on all the ALAS lines is set as population share.
- Mental Health - overspends on Gender have been covered by significant underspends on Medium Secure Mental Health savings on enhanced observations and placements
- High cost drugs including ERT and NICE drugs, partially covered by drugs funding in the agreed ICP.
- **Anticipated NHS England cost pressure cover by WG - £5m as income; currently being discussed with WG**

Please see the NWJCC risk-share tables for more details by individual lines.

CVUHB Commissioner Contribution to JCC

Budgeted Income £'000	EOYF £'000	Total £'000
£182,600	£612	£183,211

EOYF Variance as a % of Budgeted Income 0.33%


NHS Wales Breakdown

	YTD Variance £'000	EOYF Variance £'000
Aneurin Bevan	£2	£3
Betsi Cadwaladr	£29	£29
Cardiff & Vale	£1,195	£1,305
Cwm Taf Morgannwg	-	-
Hywel Dda	-	-
Swansea Bay	£173	£199
Velindre	-	-
WAST	-	-
Total	£1,399	£1,536

Breakdown of EOYF Variance by Area:

NHS Wales	IPFR	Savings	Renal	Direct Running Costs	IVF	Releases	Mental Health	Non Welsh SLA	Developments	Total
£1,536	£1,442	-	(£26)	(£36)	(£197)	(£238)	(£278)	(£597)	(£993)	£612

Top 15 Services by EOYF Variance £'000 - top 10 overspends and top 5 underspends



Comments/Notes:

Cardiff & Vale residents services come primarily from Cardiff & Vale UHB, NHS England and private providers in relation to Mental Health individual placements.

The current year-end forecast variance of £612k overspent includes the following main components:

- TAVI activity through Cardiff & Vale - £587k overspent in total, from a projected over-activity from the provider. A detailed SBAR and projections have been requested from the provider.
- HPN homecare drugs - overspend of £836k related to the newly procured contract
- ALAS services (wheelchairs and prosthetics) through Cardiff & Vale - £301k overspent; recent data from the provider has been presented to Management Group
- Mental Health - overspends on Gender have been covered by significant underspends on Medium Secure Mental Health savings on enhanced observations and placements
- High cost drugs including ERT and NICE drugs, partially covered by drugs funding in the agreed ICP.

Please see the NWJCC risk-share tables for more details by individual lines.

CTMUHB Commissioner Contribution to JCC

Budgeted Income £'000	EOYF £'000	Total £'000
£159,940	£716	£160,656

EOYF Variance as a % of Budgeted Income 0.45%

NHS Wales Breakdown

	YTD Variance	EOYF Variance
Aneurin Bevan	£3	£4
Betsi Cadwaladr	£26	£26
Cardiff & Vale	£982	£1,169
Cwm Taf Morgannwg	-	-
Hywel Dda	-	-
Swansea Bay	£328	£392
Velindre	-	-
WAST	-	-
Total	£1,339	£1,591

Breakdown of EOYF Variance by Area:

NHS Wales	IPFR	Savings	Renal	Direct Running Costs	IVF	Releases	Mental Health	Non Welsh SLA	Developments	Total
£1,591	£1,032	-	(£25)	(£28)	(£80)	(£213)	(£291)	(£572)	(£697)	£716

Top 15 Services by EOYF Variance £'000 - top 10 overspends and top 5 underspends

Top 10 Overspends		Top 5 Underspends	
IPFR - Home Parenteral Nutrition (...)	£582	IPFR - Eculizumab (A.H.U.S)	£261
C&V ALAS	£270	C&V Cardiac Surgery-TAVI	£197
IPFR - En...	£182	C&V Cardiac Surgery - sa...	£188
C&V NI...	£169	IPFR - Paed Ca...	£151
Gender...	£152	C&V Home T...	£144
NHS England - income e...	(£422)	IPFR - NICE drugs reserves	(£284)
C&V Cardi...	(£282)	23/24 Res...	(£213)
Adult Mental Health (excl...	(£292)		

Comments/Notes:

Cwm Taf Morgannwg residents services come primarily from Cardiff & Vale UHB, Swansea Bay UHB, NHS England and private providers in relation to Mental Health individual placements.

The current year-end forecast variance of £716k overspent includes the following main components:

- HPN homecare drugs - overspend of £582k related to the newly procured contract
- ALAS services (wheelchairs and prosthetics) through Cardiff & Vale - £270k overspent; recent data from the provider has been presented to Management Group
- Mental Health - overspends on Gender have been covered by significant underspends on Medium Secure Mental Health savings on enhanced observations and placements
- High cost drugs including ERT and NICE drugs , partially covered by drugs funding agreed in the ICP.

Please see the NWJCC risk-share tables for more details by individual lines.

HDUHB Commissioner Contribution to JCC

Budgeted Income £'000	EOYF £'000	Total £'000
£138,213	£971	£139,183

EOYF Variance as a % of Budgeted Income **0.70%**


NHS Wales Breakdown

	YTD Variance £'000	EOYF Variance £'000
Aneurin Bevan	£1	£1
Betsi Cadwaladr	£22	£22
Cardiff & Vale	£545	£667
Cwm Taf Morgannwg	-	-
Hywel Dda	-	-
Swansea Bay	£1,211	£1,302
Velindre	-	-
WAST	-	-
Total	£1,779	£1,993

Breakdown of EOYF Variance by Area:

NHS Wales	IPFR	Savings	Renal	Direct Running Costs	IVF	Releases	Mental Health	Non Welsh SLA	Developments	Total
£1,993	£496	-	(£22)	(£23)	(£72)	(£184)	(£251)	(£420)	(£544)	£971

Top 15 Services by EOYF Variance £'000 - top 10 overspends and top 5 underspends



Comments/Notes:

Hywel Dda residents services come primarily from Cardiff & Vale UHB, Swansea Bay UHB, NHS England and private providers in relation to Mental Health individual placements.

The current year-end forecast variance of £971k overspent includes the following main components:

- TAVI activity through Swansea Bay - £902k overspent in total, from TAVI contract increases as agreed through Management Group in December 2023. Savings from the Cardiac Surgery rebasing are expected to help cover this spend, but is currently tied up in fixed costs and will be considered in the Phase 2 part of this project.
- ALAS services (wheelchairs and prosthetics) through Cardiff & Vale - £233k overspent; recent data from the provider has been presented to Management Group
- HPN homecare drugs - overspend of £199k related to the newly procured contract
- High cost drugs including ERT and NICE drugs, partially covered by drugs funding agreed in the ICP.

Please see the NWJCC risk-share tables for more details by individual lines.

Commissioner Overview: PTHB

Financial Year

Multiple selecti... ▾

Financial Month

9 ▾

PTHB Commissioner Contribution to JCC

Budgeted Income £'000	EOYF £'000	Total £'000
£57,361	(£105)	£57,256

EOYF Variance as a % of Budgeted Income -0.18%

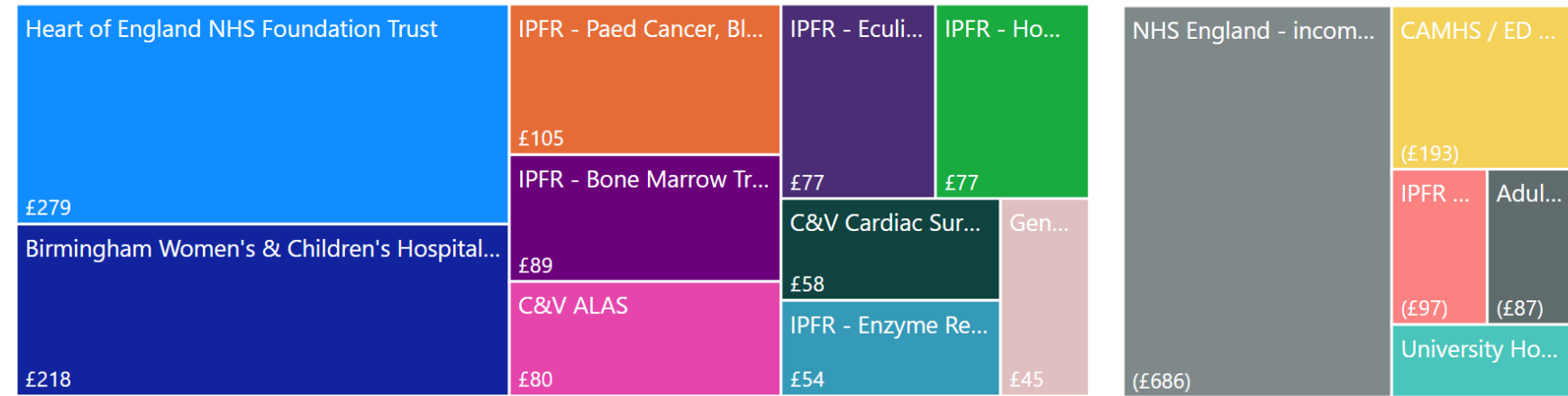
NHS Wales Breakdown

	YTD Variance £'000	EOYF Variance £'000
Aneurin Bevan	(£4)	(£5)
Betsi Cadwaladr	£8	£8
Cardiff & Vale	£187	£218
Cwm Taf Morgannwg	-	-
Hywel Dda	-	-
Swansea Bay	£71	£81
Velindre	-	-
WAST	-	-
Total	£261	£301

Breakdown of EOYF Variance by Area:

IPFR	NHS Wales	IVF	Savings	Renal	Direct Running Costs	Releases	Developments	Non Welsh SLA	Mental Health	Total
£369	£301	£20	-	(£8)	(£10)	(£63)	(£162)	(£265)	(£287)	(£105)

Top 15 Services by EOYF Variance £'000 - top 10 overspends and top 5 underspends



Comments/Notes:

Powys residents services come primarily from Cardiff & Vale UHB, Swansea Bay UHB, NHS England and private providers in relation to Mental Health individual placements.

The current year-end forecast variance of £105k underspent includes the following main components:

- NHS England - Birmingham Women & Children overspend of £218k.
- NHS England - Heart of England overspend of £279k.
- ALAS services (wheelchairs and prosthetics) through Cardiff & Vale - £80k overspent; recent data from the provider has been presented to Management Group
- HPN homecare drugs - overspend of £77k related to the newly procured contract
- Mental Health - overspends on Gender have been covered by significant underspends on Medium Secure Mental Health savings on enhanced observations and placements
- High cost drugs including ERT and NICE drugs, partially covered by drugs funding agreed in the ICP.

Please see the NWJCC risk-share tables for more details by individual lines.

Commissioner Overview: SBUHB

Financial Year

Financial Month

Multiple selecti... ▾

9 ▾

SBUHB Commissioner Contribution to JCC

Budgeted Income £'000	EOYF £'000	Total £'000
£142,250	£1,096	£143,346

EOYF Variance as a % of Budgeted Income 0.77%


NHS Wales Breakdown

	YTD Variance £'000	EOYF Variance £'000
Aneurin Bevan	£1	£1
Betsi Cadwaladr	£23	£22
Cardiff & Vale	£583	£713
Cwm Taf Morgannwg	-	-
Hywel Dda	-	-
Swansea Bay	£1,562	£1,685
Velindre	-	-
WAST	-	-
Total	£2,168	£2,420

Breakdown of EOYF Variance by Area:

NHS Wales	IPFR	Savings	Renal	Direct Running Costs	IVF	Releases	Mental Health	Non Welsh SLA	Developments	Total
£2,420	£589	-	(£21)	(£25)	(£109)	(£186)	(£433)	(£544)	(£593)	£1,096

Top 15 Services by EOYF Variance £'000 - top 10 overspends and top 5 underspends



Comments/Notes:

Swansea Bay residents services come primarily from Cardiff & Vale UHB, Swansea Bay UHB, NHS England and private providers in relation to Mental Health individual placements.

The current year-end forecast variance of £1,096k overspent includes the following main components:

- TAVI activity through Swansea Bay - £1,157k overspent in total, from TAVI contract increases as agreed through Management Group in December 2023. Savings from the Cardiac Surgery rebasing are expected to help cover this spend, but is currently tied up in fixed costs and will be considered in the Phase 2 part of this project.
- ALAS services (wheelchairs and prosthetics) through Cardiff & Vale - £236k overspent; recent data from the provider has been presented to Management Group
- HPN homecare drugs - overspend of £143k related to the newly procured contract
- Mental Health - overspends on Gender have been covered by significant underspends on Medium Secure Mental Health savings on enhanced observations and placements
- High cost drugs including ERT and NICE drugs, partially covered by drugs funding agreed in the ICP.

Please see the NWJCC risk-share tables for more details by individual lines.