


















2.2.3 APPENDIX 3 – SECTION 1. JOINT COMMITTEE ASSURANCE FRAMEWORK (JAF) REPORT

Risk no	Strategic Objective	Strategic Risk	Strategic Risk Owner(s)	Assurance committee	Current score	Scoring Trajectory	Risk Appetite	Risk Treatment
1.	<ul style="list-style-type: none"> Maximise Value Facilitate Integration   <p>See page []</p>	Financial Sustainability and Affordability	TBC	<ul style="list-style-type: none"> Planning, Performance & Finance Sub-Committee Joint Commissioning Committee CTM Audit, Risk & Assurance Committee 	TBA (C x L)	TBA	TBA	TBA
2.	<ul style="list-style-type: none"> Maximise Value Ensure Quality Improve Equity and Population Health    <p>See page []</p>	Quality, Safety and Outcomes	TBC	<ul style="list-style-type: none"> Quality, Safety & Outcomes Sub-Committee Joint Commissioning Committee CTM Audit, Risk & Assurance Committee 	TBA (C x L)	TBA	TBA	TBA
3.	<ul style="list-style-type: none"> Maximise Value Ensure Quality Improve Equity and Population Health Facilitate Integration     <p>See page []</p>	Service Sustainability, Fragility and Equity of Access	TBC	<ul style="list-style-type: none"> Quality, Safety & Outcomes Sub-Committee Joint Commissioning Committee CTM Audit, Risk & Assurance Committee 	TBA (C x L)	TBA	TBA	TBA
4.	<ul style="list-style-type: none"> Maximise Value Ensure Quality Reduce Duplication Facilitate Integration     <p>See page [].</p>	Data Quality, Analytical Capacity and Contract Management	TBC	<ul style="list-style-type: none"> Planning, Performance & Finance Sub-Committee Joint Commissioning Committee CTM Audit, Risk & Assurance Committee 	TBA (C x L)	TBA	TBA	TBA
5.	<ul style="list-style-type: none"> Maximise Value Reduce Duplication Facilitate Integration   	Commissioning Boundaries and Accountability	TBC	<ul style="list-style-type: none"> Planning, Performance & Finance Sub-Committee Joint Commissioning Committee 	TBA (C x L)	TBA	TBA	TBA

Risk no	Strategic Objective	Strategic Risk	Strategic Risk Owner(s)	Assurance committee	Current score	Scoring Trajectory	Risk Appetite	Risk Treatment
	See page []			<ul style="list-style-type: none"> CTM Audit, Risk & Assurance Committee 				
6.	<ul style="list-style-type: none"> Maximise Value Ensure Quality Improve Equity and Population Health Facilitate Integration  See page []	Ambulance Commissioning Model	TBC	<ul style="list-style-type: none"> Senior Leadership Team Joint Commissioning Committee CTM Audit, Risk & Assurance Committee 	TBA (C x L)	TBA	TBA	TBA

DRAFT

SECTION 2. STRATEGIC RISK HEAT MAP

Current risk scores in **black**

Target risk scores in *grey italic*

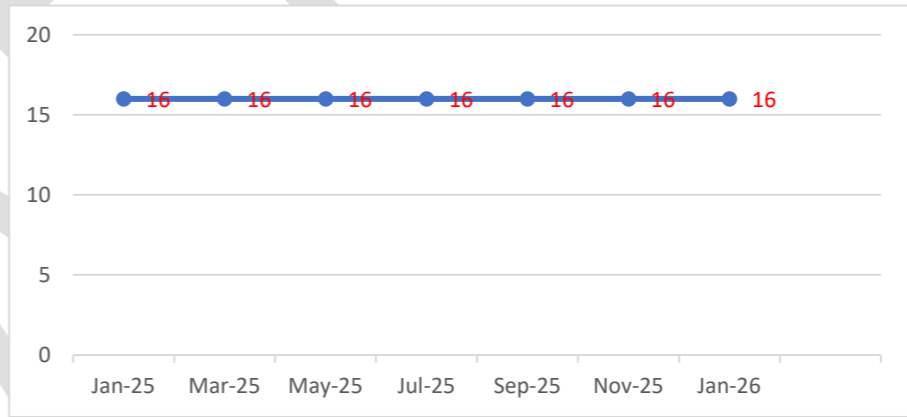
Consequence	CXL	Likelihood				
		1	2	3	4	5
5		Yellow	Orange	Red	Red	Red
4		Yellow	Orange	Orange	Red	Red
3		Light Green	Yellow	Orange	Orange	Red
2		Light Green	Yellow	Yellow	Orange	Orange
1		Light Green	Light Green	Light Green	Yellow	Yellow

DRAFT

SECTION 3 – STRATEGIC RISKS

Strategic Objective(s):		Risk Score: (TBD)
Strategic Risk:		
If...	Then...	Resulting in...

Risk Lead	TBC	Assurance Committee(s)
-----------	-----	------------------------

	Consequence	Likelihood	Score	Risk Score Trend this Period: Risk Score Trajectory: 
Initial				
Current				
Target				
Risk Appetite				
Rationale for assessment of risk score: <i>Including where risk score remains unchanged and for any changes</i>				
Risk Treatment Assessment: <i>i.e. Treat, Tolerate, Transfer etc.</i>				Example - Treat – [Action to be taken:]
Current Control Measures				
Sources of Assurance (Internal and External)				
Gaps in Controls / Assurances				
Actions taken to Mitigate Gaps		Intended Impact of Mitigating Actions		Indicators of Success (following implementation of mitigating actions)

Linked National Priority Measures

Current Performance Highlights

Were there any significant incidents affecting this strategic risk this period:

Associated Risks escalated to the Organisational Risk Register

Risk Reference:	Risk Title:	Current Risk Score:

DRAFT